



PERFORMANCE PRODUCTS
FOR HARLEY-DAVIDSON



PRODUCT NEWS

ISSUE 45 • 29 • JANUARY 2025



DYNA TWO STAGE REV-LIMITER The two stage rev-limiter is designed to provide accurate launching RPM's [Read more inside 29-009](#)



PROTORQUE STARTER MOTORS Protorque claims their starter motors are designed specifically for Harley-Davidson motorcycles [Read more inside 29-011](#)



HIGH PERFORMANCE MOTOR MOUNTS FOR DYNA All stainless steel front and rear engine mounts are direct replacements [Read more inside 29-013](#)



REKLUSE TORQDRIVE CLUTCH PACK TorqDrive provides more disks in less space, allowing more frictions disks [Read more inside 29-015](#)



ARLEN NESS JAGGED CUSH DRIVE CHAIN CONVERSION KIT Converts from belt to chain drive [Read more inside 29-017](#)



JOKER MACHINE NO. 2 MIRRORS Solid, simple, adjustable mirrors that work and are direct bolt-on [Read more inside 29-019](#)



<https://www.facebook.com/BigTwin-Motorcycles-Group>



RIDELINK'S WINGMAN LIVE TRACKING DEVICE



RideLinks WingMan theft notification function protects your vehicle with immediate notifications on your smartphone in the event of theft. Thanks to GPS technology, you can precisely track the location of your vehicle and find it quickly. As soon as the WingMan is connected to your motorcycle's battery, its highly sensitive sensors can detect any movement on your bike and alert you. Precise GPS antennas track the location and upload it directly to the cloud. This makes the theft alert function like a tracking device, securing your bike 24/7 across Europe. Activation and de-activation of the alarm function is with the free available WingMan app for Android and Apple. The free App also has functions for solo and group navigation, route planner and more. The WingMan module has an internal 1500mAh battery for up to 4 hours of active tracking or days standby. It comes with a SIM card for the 2G or 4G network with coverage all over Europe. The use of the SIM card is free for the first two months after installation and then requires a paid subscription at 5 Euro/month (price as of July 1, 2024).

Features:

- Theft Protection: Instant notifications in case of theft, with real-time GPS tracking to locate your motorcycle quickly
- Live Tracking: Monitor your motorcycle's location in real time through the app, ensuring peace of mind during every ride
- Automatic GPS Tracking: Effortlessly records your trips, including GPS positions and riding dynamics like speed and acceleration



Included:

- WingMan Basic device, IP54 rated, 17 x 34 x 79mm, weight 54 gram
- Mounting materials
- Battery connection cable
- RideLink ConnectApp

Fits all 12 Volt battery equipped motorcycles

- 782081 WingMan for 2G mobile network
- 782082 WingMan for 4G mobile network



BIKE2PLAY FOR APPLE CARPLAY AND ANDROID AUTO



Bike2Play is an innovative solution that brings the power of Apple CarPlay and Android Auto to your motorcycle and transforms your rides into a connected and safer experience. Bike2Play gives you seamless access to your maps, messaging, music streaming services and calling apps, all while keeping your hands on the handlebars and your focus on the road. With Bike2Play, you no longer have to worry about getting lost or distracted. The weather-resistant design ensures that you stay connected in all conditions, whether it's raining or scorching hot. Bike2Play isn't just about connectivity; it's about enhancing your overall riding experience. By securely attaching the Bike2Play 6" display to your motorcycle you eliminate the need to use your cell phone while riding, reducing distractions and preventing theft. Plus, the optional DVR camera with a memory card slot offers added security by recording your journeys, giving you peace of mind to record your whole trip. Recordings can be viewed on the screen via the app. Kits come with adjustable clamps for 22mm, 1" and 1 1/4" handlebars. Easily connected to the Accessory power outlet of your bike and via Bluetooth with your Smartphone..

- 770244 Bike2Play standard without cameras and no memory card slot
- 770245 Bike2Play with front and rear DVR cameras and memory card slot



CHROME ALLOY SPRING SOLO SEAT



Spring mounted solo seat is a one piece aluminum forging with a chrome finish. Features recesses for the padded black leather inserts. Seat is 11" (28cm) long and wide and has threaded inserts for the front hinge and rear springs. Hinge and springs must be ordered separately.

735155 Chrome alloy spring mounted solo seat



735152

SMOOTH SPRING SOLO SEATS



Black solo seats with a steel base. They feature two 5/16"-24 UNF threaded inserts in the rear to mount it on the seat springs. In the front are also two of these inserts to mount the seat on the seat hinge. Mount kit or springs and seat hinge must be ordered separately.

735152 Smooth spring solo seat, black Genuine Leather

735153 Smooth spring solo seat, black vinyl



DETACHABLE SISSY BAR & RACK KITS FOR SPORTSTER



For those who want to change accessories fast and easy we have a passenger sissy bar upright with the matching back pad together with a detachable luggage rack in a convenient kit. Fit or take off all in less than a minute, or leave the sissy bar and take off the luggage rack, it is in your hands. Kit has a 54cm total height, pad is 29cm wide and 22.5cm wide, rack is 22.5cm wide and 21.8cm long.

Fits XL Sportster 2004-2022

For bikes not already equipped with Docking Points a ZPN 086066 Docking Hardware Kit must be ordered separately

770761 Kit with detachable chrome side plates, detachable chrome sissy bar, black back pad and detachable chrome luggage rack (OEM 53913-04 side plates, 52754-04 sissy bar, 52348-97 or 52347-97 pad, 50300030 rack)

086066 Docking Hardware Kit, fits ZPN 770761, 770762 & 770769 Sissy Bar Kits and ZPN 086065 side plates (OEM 53529-04)



TUCK & ROLL SPRING SOLO SEATS



Black vinyl covered solo seats have a steel base. They feature two 5/16"-24 UNF threaded inserts in the rear to mount it on the seat springs. In the front are also two of these inserts to mount the seat on the seat hinge. Mount kit or springs and seat hinge must be ordered separately.

735150 Tuck & Roll spring solo seat, small, 10" (25cm) wide and 11 1/2" (28cm) long

735151 Tuck & Roll spring solo seat, large, 11 1/2" (28cm) long and wide



735153



FLAME SPRING SOLO SEATS



Black solo seat with flame stitching and a steel base. Features two 5/16"-24 UNF threaded studs in the rear to mount it on the seat springs. In the front are also two 5/16"-24 UNF threaded inserts to mount the seat on the seat hinge. Mount kit or springs and seat hinge must be ordered separately. Seat is 12 1/2" (32cm) long and 9 1/2" (24cm) wide.

735154 Flame spring solo seat, black vinyl





V-PERFORMANCE SLIP-ON MUFFLERS FOR INDIAN SCOUT 1250



Designed for performance these E-approved slip-ons have a nice deep sound. The E-approval makes them street legal all over the European community. Slip-ons are easy to install on the stock header pipes and feature removable dB Killers. Removal of the dB Killers voids the E-approval.

Fits Indian Scout Bobber, Scout Classic, Sport Scout and Super Scout 2025 to present

754883 Ceramic black slip-on muffler with Rebel end cap

754884 Chrome slip-on muffler with Rebel end cap



SHARP CURVE RADIUS



FEATURES & BENEFITS

Performance collector for maximal horsepower and torque

- 1-piece full length heat shields prevent chipping, rust and peeling between sections
- Large 2 1/2" 16 gauge heavy duty 220° blue proof shields available in chrome or black hi-temp finish
- Exhausts have removable baffles, optional quiet baffles available
- O2 ports & plugs provided for early models
- Complete with mounting hardware and brackets
- Unmatched sound & performance
- All 2021 and later European models (Euro 5) require eliminators ZPN 744444 for the rear O2 sensor and digital tuning with Diag4Bike or similar to disable related CEL (Check Engine Light) and DTC's (Digital Trouble Code)



2008-2011 FXCW & FXCWC Rocker, 2009 FXSTSSE & 2013-2017 FXSB, FXSE & FXSBSE Breakout

735674 Chrome with scoop tips

735675 Black with scoop tips

735945 Chrome with chrome Slash-Cut tips

735946 Chrome with black sculpted Slash-Cut tips

735947 Black with black sculpted Slash-Cut tips

735995 Optional Quiet Baffle kit



LIBERTY SLIP-ONS



FEATURES & BENEFITS

- 4" Mufflers that fit stock head pipes
- Chrome or black end caps available
- Interchangeable baffles
- Acoustic packing for deep throaty sound
- Bolt on performance and low end torque
- Complete with mounting hardware and brackets
- Fits 2015-up Street 500 and Street 750

2014 to present XG500 & XG750 Street

Race version

Single muffler

735986 All chrome

735987 Chrome with black sculpted tips

735988 All black

736013 Quiet baffles

V-TWIN STOCK STYLE 2-IN-1 HEADERS FOR SHOVELHEAD



Stock-style 2-in-1 replacement headers for FLH Shovelhead 1970-1984 with nose cone engine. Can also be used with most kicker kits. Headers have a stock 1 3/4" (44mm) diameter. Come without heatshields, hardware and gaskets.

789414 Chrome 2-in-1 headers FLH 1970-1984

789415 Black pre-finished 2-in-1 headers FLH 1970-1984, must be painted before use

735088 **NEW** Optional chrome 3-piece heat shield kit with mounting clamps





TWO BROTHERS RACING SLIP-ON MUFFLERS

CATALOG CORRECTION



Like all Two Brothers Racing products, these easy to fit slip-on mufflers were developed to surpass what is offered on the market today. Engineered to compliment the quality and performance of Harley-Davidson, this handcrafted system delivers unparalleled sound and performance for the ultimate race experience.

Features:

- Dyno tuned for maximum performance
- Stock head pipe fitment
- Quick and easy install
- TIG welded by hand
- Low-end horsepower improvements
- HD Certified Chrome Plated or Ceramic Black
- Handcrafted in the USA
- Race Version exhausts have an aggressive sound



Fits 2018 to present FXFB & FXFBS Fat Bob

- 753182** Shorty 3" slip-ons, Stainless Steel with Carbon fiber end cap
- 753183** Shorty 3" slip-ons, black with Carbon fiber end cap



Except where mentioned differently, all exhaust systems, mufflers, drag-pipes, etc. shown in our catalog, are for closed course competition or in show competition only. They will not meet legal noise and emission standards.



COLONY EXHAUST BOLT KIT FOR 45CI

NEW Colony

All bolts, nuts and washers to mount the stock 2-into-1 exhaust system on these vintage 45CI (750cc) models.

Fits DL 1932, RL 1932-1936, WL 1937-1952 and Servi-Car 1937-1973

- 723198** Replica kit with 1038 CP marked bolts, black parkerized
- 723359** Kit with smoothed bolts, black parkerized
- 723190** Kit with smoothed bolts, chrome



COLONY EXHAUST BOLT KIT FOR KNUCKLEHEAD AND PANHEAD

NEW Colony

All bolts, nuts and washers to mount the stock 2-into-1 exhaust system on these vintage Big Twin.

Fits Knucklehead 1941-1947 and Panhead 1948-1957

- 723168** Replica kit with 1038 CP marked bolts, black parkerized
- 723169** Kit with smoothed bolts, black parkerized
- 723167** Kit with smoothed bolts, chrome



EXHAUST CLAMP KIT FOR KNUCKLEHEAD AND PANHEAD

NEW 

Replica exhaust clamp kit includes muffer body clamp, muffer connector clamp and header to frame clamps.

Fits Knucklehead 1941-1947 and Panhead 1948-1957

- 735086** Exhaust clamp kit, parkerized (OEM 65511-36, 65512-37, 65290-41 & 65292-41)



MUFFER MOUNT RUBBER FOR TOURING



An exact reproduction of the stock muffer mount rubbers as found on all Touring 1985 to present. We recommend to replace the stock rubbers when you install new mufflers as it is usually a pain in the you-know-where to remove the old ones. Sold in packs containing 2 units.

- 351496** Muffer mount rubbers for Touring, Genuine Zodiac (OEM 65724-85)
- 735116** **NEW** Muffer mount rubbers for Touring, V-Twin Mfg. (OEM 65724-85)



O2 SENSOR ADAPTERS

NEW 

Use to install late style heated O2 sensors in early style sensor bungs.

- 760975** Sensor bung adapter plugs, M18x1.50 to M12x1.25, pair



HEADLIGHT BRACKET MOUNT KIT BIG TWIN 1955-1959



Complete USA made kit includes inner and outer bushings, spacers, bolts, washers and ground wire.

Fits Big Twin 1955-1959
723135 Colony headlight bracket mount kit



HEADLIGHT TERMINAL BLOCK



Terminal block as found in early style Springer headlight housings.

Fits 45CI Solo 1935-1952, Servicar 1935-1954 and Big Twin 1935-1948

734953 Headlight terminal block with screws and washers, Samwel (OEM 4938-35, 67758-35, 67760-35, 67761-35)

735137 Headlight terminal block only, V-Twin Mfg. (OEM 4938-35, 67758-35)



JOKER MACHINE REAR TURN SIGNAL ADAPTERS FOR INDIAN SCOUT



Indian Scout 2015-up rear turn signal adapters will mount any turn signal that mount with a 5/16" or 8mm thru hole bolt to the license plate bracket.

Fits all Indian Scout 2015-2024

768100 Rear turn signal mount adapters, pair, black

768101 Rear turn signal mount adapters, pair, chrome



E-APPROVED ADHESIVE REFLECTORS



Mandatory or accessory, these reflectors are DOT and "E" approved and easy to install. Available in red or amber in various shapes and sizes.

Amber reflectors

- 160521** Round, 2.36" (60mm)
- 160684** Elliptical, 3.75" x 1.3" (95 x 33mm)
- 160685** Big Rectangular, 3.6" x 1.4" (92 x 36mm)
- 160687** Small Rectangular, 3.7" x 1" (94 x 26mm)
- 160689** Oval, 4" x 1" (100 x 26mm)

Red reflectors

- 160520** Round, 2.36" (60mm)
- 160686** Big Rectangular, 3.75" x 1.3" (92 x 36mm)
- 160688** Small Rectangular, 3.6" x 1.4" (94 x 26mm)
- 160690** Oval, 4" x 1" (100 x 26mm)



ELEKTRONIKBOX FLASHER BOOSTER



Some newer motorcycles have LED turn signals that operate on 6-9 volts, using a single converter in the flasher relay instead of separate ones for each signal. This can make installing 12-volt aftermarket turn signals difficult, as they may barely light up on lower voltage. The Blinker Booster fits between the original relay and new signals, boosting the voltage to 12 volts, so any aftermarket signals can be used. It includes a 0.8-watt load equalizer for proper flash speed. If the flash rate remains too fast, resistors may need to be added to the input lines to simulate correct signal function. For models with higher-wattage stock signals, additional resistors might also be required.

749487 Elektronikbox Flasher Booster



ELEKTRONIKBOX MULTI FLASH RELAY SB



This SB Multi Flasher Relay is designed for use with three-position (left-off-right) turn signal switches as found on older European and Japanese motorcycles. The module is very compact and fits into almost any handlebar. The flash rate is independent of the connected load. A hazard light function can be activated by quickly toggling the turn signal switch. When you connect the green wire to ground the turn signal is automatically turned off after 40 flashes.

749490 Elektronikbox Multi Flasher SB



RBW SKULL SNAP TUNER FOR MODELS 2021 TO PRESENT



The RBW Skull Snap is an affordable and effective solution for boosting horsepower and torque on nearly all Euro-5 motorcycles, including all 2021 to present Euro-5-compliant Harley-Davidson models. This compact device fine-tunes the O2 sensor

readings, allowing the fuel injection system to optimize the air-fuel mixture for peak performance, especially when using open exhaust systems or high-flow air cleaners. It also prevents error codes related to O2 sensors during operation. Installation couldn't be simpler, just plug it into the OBD2 connector and you're ready to ride!

Note: The rear O2 sensor(s) must remain connected to the wiring harness but do not need to be physically installed in the exhaust system.

Fits all Harley-Davidson motorcycles 2021 to present equipped with a red OBD2 connector

753949 RBW Skull Snap OBD2 tuner





ELEKTRONIKBOX MARKER LIGHT TRICK BOX



In many turn signal setups, the actual turn indication is poorly visible because the brightness of the clearance light reduces the contrast of the turn signal. The Marker Light X module now offers an added safety feature by turning off the corresponding clearance light when the turn signals are activated, allowing for clear visibility of the turn signal to other road users. The Marker Light X can also be used to permanently turn off external clearance lights. To do this, the module is installed between the BCM module or turn signal relay and the clearance lights. Additionally, the Marker Light X can use the existing turn signal system as a clearance light when not signaling. The brightness of the turn signals can be adjusted to 20% or 50% of the maximum brightness when not in use.

749488 Elektronikbox Marker Light X



KELLERMANN i.NEX, THE NEXT GENERATION LOAD EQUALIZER



The Kellermann i.NEX is the system solution for every motorcycle when it comes to converting indicators, tail/brake lights and position lights. Up to four turn signals, tail light, brake light and position light can be connected. It is a real problem-solver in a compact format: avoids error messages (DTC's) in the cockpit, corrects flashing frequency and annoying idle currents. This master device is a universal solution when fitting turn signals with higher or lower power consumption, higher or lower voltage, as well as plus or minus-switched. The lights are connected directly to the i.NEX and then easily set using the built-in rotary switches. No matter which light, no matter which motorcycle, the i.NEX can do it as it is compatible with classic bikes, new models and modern operating systems.

745440 Kellermann i.NEX V8 for 5-9 volt systems

745441 Kellermann i.NEX V12 for 12 volt systems



US TO EU TAILLIGHT CONVERSION MODULE



Almost every bike that runs in the USA has a brake light and indicator combination which activates the turn signals in addition to the brake light. Adapting an imported bike to the EU regulations requires quite some modifications, which can be very tricky and expensive. These taillight conversion modules are microcontroller based solutions that convert the two signals coming from the turn signal/brake light combination into four separate outputs for brake light, taillight and left and right turn signals. There is no easier way to convert a domestic US model to the requirements of the EU.

Fits models with CAN-Bus system and no emergency flasher function

749485 US to EU rear light conversion module

Fits models with CAN-Bus system and emergency flasher function

749509 US to EU rear light conversion module



ELEKTRONIKBOX CONSTANT FREQUENCY FLASHER



The ultimate solution for those who have bike without CAN-Bus system and changed all turn signals into led and found that they blink too quickly. The Constant Frequency Flasher works even when any other load equalizer doesn't. This module converts any turn signal frequency from the OEM turn signal relay to a constant frequency of 90 flashes per minute, regardless of the original relay's output. Even if the turn signal relay is permanently on, the blink rate at the outputs remains accurate. Easy to install. For use on CAN-Bus equipped motorcycles we recommend the Vari Load Equalizer ZPN 749498.

749489 Elektronikbox Multi Flasher C



ELEKTRONIKBOX BRAKE-2-FLASH



This compact flasher module enhances your brake light, increasing visibility and safety by alerting drivers behind you. It is a feature found in luxury cars and can significantly improve motorcycle safety, as bikes are often overlooked by other motorists. With 14 different flasher modes to choose from, programming the Brake-2-Flash is quick and easy. It takes just 30 seconds, no software expertise required. Works with both 6 and 12 Volt systems. Although not approved in the EU yet, use is already widely accepted in many countries.

749486 Elektronikbox Brake-2-Flash

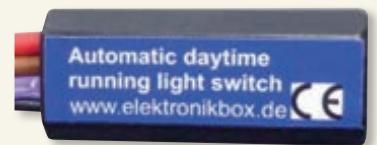


ELEKTRONIKBOX TOUCH-2-SWITCH



The Touch 2 Switch is a button-controlled relay with 2 switching channels, each capable of handling up to 60 watts. The compact size of the waterproof module allows to fit it into most headlight housings or nearly any steel handlebar. This relay enables you to control various devices, such as lights or ignition, with a single button. Additionally, the Touch 2 Switch can also be used as a headlight relay. Simply connect the two inputs to a button. The first press will activate the first output, and subsequent presses will toggle between the two outputs. Measures only 38 x 16 x 11mm (1 1/2" x 5/8" x 7/16").

749491 Elektronikbox Touch-2-Switch



ELEKTRONIKBOX AUTOMATIC DAYTIME RUNNING LIGHT SWITCH



This EC and UN-R10 approved electronic load relay has 2 outputs for up to 60 watts each. The module automatically switches between low beam and Daytime Running Lights (DRL) via a light sensor. The sensitivity can be adjusted across 60 brightness levels and then saved permanently. The switch time from Daytime Running Lights to low beam is set to less than 0.5 seconds to ensure safety when entering tunnels. The switch time from low beam to Daytime Running Lights is set to about 3 seconds to prevent triggering from stray light, such as from other vehicles or streetlights. Waterproof unit measures only 38 x 16 x 11mm (1 1/2" x 5/8" x 7/16"), small enough to fit into most lights or steel handlebars.

749492 Elektronikbox Auto-DRL module



Brake Light Pull Kits for Vintage Models



Exact reproductions of OEM parts are the icing on the cake for restoration projects. USA made by Colony.

Fits Big Twin 1940-1957

723370 Kit with white plated bracket (OEM 2958-35/42280-35), stud and wing nut (OEM 2958-35A/42284-35) plus black pull wire (OEM 5088-39/72019-39) and spring (OEM 5084-39/72017-39)

723371 Kit with parkerized bracket (OEM 2958-35/42280-35), stud and wing nut (OEM 2958-35A/42284-35), pull wire (OEM 5088-39/72019-39) and spring (OEM 5084-39/72017-39)

Fits 45CI Solo 1936-1952 and Servi-Car 1939-1950

723372 Kit with white plated bracket (OEM 2958-35/42280-35), stud and wing nut (OEM 2958-35A/42284-35) plus black pull wire (OEM 5088-39A/72020-39) and spring (OEM 5084-39/72017-39)

723373 Kit with parkerized bracket (OEM 2958-35/42281-35A), stud and wing nut (OEM 2958-35A/42284-35), pull wire (OEM 5088-39A/72020-39) and spring (OEM 5084-39/72017-39)



CIRCUIT BREAKERS



Stock replacement bi-metal circuit breakers.

Fits FL 1978-1984, FX 1978-1986, FXR 1982-2000, Dyna 1991-2003, Softail 1984-2006, Sportster 1978-2003 and Touring 1980-1993

231699 Accel circuit breaker 30 Amp. (OEM 74599-77C)

700581 Standard Motor Products circuit breaker 30 Amp. (OEM 74599-77C)

735092 **NEW** V-Twin Mfg. circuit breaker 30 Amp. (OEM 74599-77C)

735093 **NEW** V-Twin Mfg., circuit breaker 30 Amp., 10-pack (OEM 74599-77C)



Fits FL 1973-1984, FX 1973-1986, FXR 1982-1994, Dyna 1991-1995, Softail 1984-1994, Sportster 1973-1994 and Touring 1980-1993

231698 Accel circuit breaker 15 Amp. (OEM 74589-73A)


700582 Standard Motor Products circuit breaker 15 Amp. (OEM 74589-73A)



COLONY CIRCUIT BREAKER AND REGULATOR SCREW KITS FOR VINTAGE MODELS



Replicas from the OEM hardware. Kits for Big Twin contain two domed hex screws, three round head screws and washers to mount the



ELEKTRONIKBOX 6 TO 12 VOLT BOOSTER



Boosts 6 Volt to 12 Volt to allow the use of modern 12 Volt equipment, like led indicators, taillights or speedos on a vintage bike that still has a 6 Volt system. The maximum useable load is 3 Watt for turn signals or 2 Watt constant load. Due to its small size the booster fits inside handlebars and taillights, as well as bigger turn signals.

749481 Elektronikbox 6 to 12 Volt booster



ELEKTRONIKBOX MINI SAFETY SWITCH



The Mini Safety Switch is a great accessory for control boxes that have no input for the neutral switch and the side stand switch. Without these inputs it is possible to start the bike when a gear is engaged or with the side stand out, which may cause very unpleasant situations. The Mini Safety Switch checks the inputs for the neutral switch and side stand security switch and enables starting the engine when the neutral switch is closed, so when it is not in gear and also not with side stand out. The ignition is switched off as long as a gear is engaged or the side stand is folded out. This waterproof encapsulated safety module is much smaller and more reliable than the traditional hand-wired solution with 2 diodes and a relay.

749482 Elektronikbox mini safety switch



ELEKTRONIKBOX AIR RIDE CONTROL MODULE



This Air Ride module memorizes and recalls the compressor up-time and the valve open-time, thus saves and recalls the specific height settings of your bike. The two outputs can drive loads with a power of up to 350 Watt peak and 200 Watt continuously. The individual height can set and store via the following procedure:

- Press the button and switch on the ignition. The pump will start immediately.
- Hold the button until your bike has the preferred height.
- Release the button and press it again until the bike is in the lowest position. That's it.

Next time you switch the ignition on the Air Ride Control activates the compressor till your bike is on the set height again. And when you switch the ignition off the Air Ride Control will lower the bike again. However, you can always stop the function by a press on the button. You can also control the height by a press on the button. One press activates the pump and a further press activates the valve. Hold the button till your bike is on the height you want. The module can also be used as normal high current button relay when the blue wire is connected to ground. Measures only 40 x 25 x 12.5mm (1 9/16" x 1" x 1/2").

749483 Elektronikbox Air Ride Control module



ELEKTRONIKBOX FUEL INDICATOR



The Fuel Indicator module works with every potentiometer based fuel sensor and allows to store two fuel levels. When the first level is reached the included 5mm LED starts flashing, when the second level is reached the LED will light continuously. Module measures only 38 x 16 x 11mm (1 1/2" x 5/8" x 1/16").

749484 Elektronikbox Fuel Level Indicator

circuit breaker and voltage regulator. Kits for 45CI models contain two fillister head screws, two round head screws and four washers to mount the circuit breaker.

Fits OHV Big Twin 1936-1964

723148 Chrome
723149 White plated
723161 Black parkerized

Fits WL 1937-1952 and Servi-Car 1937-1973

723162 Chrome
723163 White plated
723164 Black parkerized



C-BS EASY WIRING SOLUTION



By far the easiest complete wiring system ever seen. Great for custom builds or re-wiring of older bikes. The wires from OEM or push-button handlebar switches for ignition, high and low beam, turn signals, starter motor, horn, brake light, speedometer and control lights connect to the C-BS front box, for example fitted in the headlight housing. The front box also connects to the ignition switch, and then, with only three data wires, to the rear box, for example fitted under the seat. The C-BS rear box connects to the, starter relay, taillight, brake light, rear turn signals and ground. Power, horn and front turn signals can be wired to either the front- or rear box. This saves an impressive length of wire, a lot of space and many hours of installation time. Both the front and rear control modules are 50 x 12.5 x 42mm (approx. 2"x1 1/2"x1 5/8") making it easy to find space for them. The system can be used with or without side stand switch control and with or without neutral switch control, 6-18 Volt system.

749409 Elektronikbox C-BS wiring system



MANIFOLD KIT FOR KNUCKLEHEAD & PANHEAD



Zinc plated cast iron manifolds with gaskets, bolts and screws. Kits for 1940-1954 include brass seals and nuts, kits for 1955-1965 include O-rings and band clamps.

Fits Knucklehead 1940-1947 and Panhead 1948-1954

789713 Replica manifold kit, OHV Big Twin 1940-1954 (OEM 27012-40, 27012-48, 27028-48, 27029-48)

Fits Panhead 1955-1965

735083 Replica manifold kit, OHV Big Twin 1955-1965 (OEM 27027-55A)



DYNA TWO STAGE REV-LIMITER




The two stage rev-limiter is designed to provide accurate launching RPM's so that the rider can concentrate on the start and not on RPM's. The limiter uses a unique control function which makes an instant decision at the time of firing. A 2x 16 position switch that is used to set launching RPM's (2500-6250) with an interval of 125 RPM. The high RPM limits (5500-9250) are selected by a separate knob with an interval of 250 RPM. Holds launch limit at +/- 50 RPM for precise engine RPM limiting. Works with electronic Single and Dual Fire ignitions.

Fits Harley-Davidson with OEM or aftermarket electronic ignition

233755 Two stage rev limiter, universal wiring



730672 **NEW** Two-stage rev limiter, direct-plug-in for Milwaukee Eight 2017 to present



USA MADE SPROCKET SHAFTS



These aircraft quality sprocket shafts by Eastern or Jims USA offer you the best quality available on the market. They are precision machined, heat treated and then ground to a perfect finish. Length is stated from bearing shoulder to the end of the sprocket nut thread.

Sportster

235829 Fits 1957-1976 OEM flywheels, Jims USA (OEM 24000-57)

235830 Fits 1977-early 1981 OEM flywheels, Jims USA (OEM 24000-75)

235831 Fits late 1981-1985 OEM flywheels, Jims USA (OEM 24000-80)

Big Twin

231560 Fits 1930-1955 OEM flywheels, Jims USA (OEM 24001-30)

231561 Fits 1956-1964 OEM flywheels, 3.51" length, 8.5° taper, Jims USA (OEM 24001-56)

231562 Fits 1965-1969 OEM flywheels, 3.750" length, 8.5° taper, Jims USA (OEM24001-65)

231563 Fits 1970-1971 OEM flywheels, 4.262" length, 8.5° taper, Jims USA (OEM 24001-70)

235832 Fits 1972-early 1981 OEM flywheels, 4.262" length, 8.5° taper, Jims USA (OEM 24001-72)

235828 Fits late 1981-early 1985 OEM flywheels and aftermarket flywheels for 1970-1999 models, 4.262" length, 6° taper, Jims USA (OEM 23909-80)



781796



781797

45CI

781796 **NEW** Fits DL, RL, WL & G OEM flywheels 1937-1973, Eastern (OEM 352-29/24000-29)

781797 **NEW** Fits WLDR & KR OEM flywheels, Eastern (OEM 24000-41R)



HITACHI STYLE STARTER MOTORS



Super rugged reproductions of the genuine Hitachi starter motors as used on Sportster 1974-early 1976, FL late 1982-1984, FX 1974-1988, FLT 1984-1988 and FXR late 1983-1988. This type of starter motor is commonly referred to as "short type". All components are inter-changeable with OEM starter motors.

Note: Hitachi and Prestolite starter motors nor replacement parts are interchangeable, always check the type of starter motor used on your Harley before ordering. An original Hitachi starter is 80mm in diameter, has a 145mm housing length and two #10-24 UNF thru-bolts. An original Prestolite starters is 70mm in diameter, has a 173mm housing length and two 1/4-20 UNC thru-bolts.



Complete starter motor Hitachi type (short model)

- 151308** Starter motor, chrome, V-Twin Mfg. (OEM 31559-89T)
- 743210** Starter motor, chrome, Wai Global (OEM 31559-89T)
- 748095** Starter motor, chrome, Protorque (OEM 31559-89T)
- 743798** Starter motor, black, Wai Global (OEM 31570-73)
- 748094** Starter motor, black, Protorque (OEM 31570-73)

Replacement parts for Hitachi style starters

- 151321** Brushes, set of 4, Eastern MC Parts (OEM 31582-73 & 31575-73)
- 151314** Brush holder assembly with 4 brushes (OEM 31581-73)
- 151322** Thru-bolt kit (OEM 31576-73)
- 789942** Starter armature with bearing (OEM 31580-73)
- 789943** Starter field coil set (OEM 31579-73)
- 789946** Drive end bearing (OEM 31583-73)




PRESTOLITE STYLE STARTER MOTORS



Reproduction of the genuine Prestolite starter motor, commonly referred to as "long type". These reproductions are completely assembled from all new parts to high standards. **Note:** Hitachi and Prestolite starter motors nor replacement parts are interchangeable, always check the type of starter motor used on your Harley before ordering. An original Hitachi starter is 80mm in diameter, has a 145mm housing length and two #10-24 UNF thru-bolts. An original Prestolite starters is 70mm in diameter, has a 173mm housing length and two 1/4-20 UNC thru-bolts.

Complete Prestolite style starter motors (long model), fits Sportster 1976-1980, FL late 1966-1982, FLT 1980-1983 and FXR 1982-early 1983

- 743212** Black, WAI Global (OEM 31458-66A, 31458-66TA)
- 748092** Black, Protorque (OEM 31458-66A, 31458-66TA)
- 743211** Chrome, WAI Global (OEM 31463-88T)
- 748093** Chrome, Protorque (OEM 31463-88T)



Replacement parts

- 151302** Armature (OEM 31542-66T)
- 151303** Brush kit (OEM 31541-66T)
- 151306** Thru-bolt kit, chrome (OEM 31535-66)
- 789945** Brush spring, 10-pack (OEM 31534-66)
- 789944** Brush holder (OEM 31537-66)



STARTER MOTOR RETURN SPRING



This is the coil spring that sits inside the starter output shaft and the solenoid.

Fits FXR 1991-2000, Dyna 1991-2005, Softail 1991-2006, Touring 1991-2006 and Sportster 1990-2022

- 781801** Starter motor return spring, 10-pack (OEM 31600-90)
- 781802** Starter motor return spring, each (OEM 31600-90)



12 VOLT BATTERY FOR CUSTOM APPLICATIONS



A sealed and maintenance free Gel battery for custom applications. Battery is 5.9" (150mm) long, 2.56" (65mm) wide and 3.7" (94mm) high. Comes ready to install but as with all batteries it is strongly recommended to charge before actual use.

738873 inTact YT7B-4 battery, 6.5AH, Top B



BATTERY TERMINAL KIT FOR 6 VOLT HARLEY



Colony faithful reproduction battery terminal fasteners and felt washer will add a look of authenticity to any restoration.

Fits all Harley 6 Volt models

- 723165** Kit with early style shoulder nuts
- 723166** Kit with late style hex head nuts



Battery Performance: Cranking Amps (CA) are measured at 32°F (0°C), Cold Cranking Amps (CCA) are measured at 0°F (-18°C), capacity in AH is stated at a 10 hour rating.

Dealer Notification: Batteries that are shipped by air (such as UPS Express Saver) are subject to Safety Regulations and therefore require special packaging and labeling. Batteries that are shipped as road cargo (such as UPS Standard and TNT Economy Express) are subject to less strict Safety Regulations.




748081



748086



748090



PROTORQUE STARTER MOTORS FOR SPORTSTER



Protorque claims their starter motors are designed specifically for Harley-Davidson motorcycles and 100% made in the USA from new parts only. They are very competitively priced and often cheaper than a rebuild.

Fits XL & XR Sportster 1981-2022 and air cooled Buell 1989-2010

748076 1.4 kW Black finish (OEM 31390-86, 31390-91, 31391-91, 31533-81)

748077 1.4 kW Chrome finish (OEM 31390-86, 31390-91, 31391-91, 31533-81)

PROTORQUE STARTER MOTORS



Protorque claims their starter motors are designed specifically for Harley-Davidson motorcycles and 100% made in the USA from new parts only. They are very competitively priced and often cheaper than a rebuild.

Fits Dyna 1991-1993, FXR 1989-1993, Touring 1989-1993 and Softail 1989-1994

Threaded #1/4-20 for the jackshaft screw

748081 1.4 kW natural finish (OEM 31553-90)

748087 1.8 kW natural finish (OEM 31553-90)

748082 1.4 kW Black finish (OEM 31553-90)

748088 1.8 kW Black finish (OEM 31553-90)

748083 1.4 kW Chrome finish (OEM 31553-90)

748089 1.8 kW Chrome finish (OEM 31553-90)

Fits Dyna 2006-2017, Touring 2007-2016, Trike 2009-2016 and Softail 2007-2017

748090 1.4 kW Black finish (OEM 31619-06)

748091 1.4 kW Chrome/Polished finish (OEM 31621-06)

Fits Touring 2017 to present and Trike 2017 to present

748096 1.6 kW Black finish (OEM 31400053)

748097 1.6 kW Chrome finish (OEM 31400053)

Fits Softail 2018 to present

748098 1.6 kW Black finish (OEM 31400057)

748099 1.6 kW Chrome finish (OEM 31400057)

Fits Dyna 1994-2005, FXR 1994-2000, Touring 1994-2006 and Softail 1995-2006

Threaded #10-32 for the jackshaft screw

748078 1.4 kW natural finish (OEM 31553-94)

748084 1.8 kW natural finish (OEM 31553-94)

748079 1.4 kW Black finish (OEM 31553-94)

748085 1.8 kW Black finish (OEM 31553-94)

748080 1.4 kW Chrome finish (OEM 31553-94)

748086 1.8 kW Chrome finish (OEM 31553-94)



CUSTOM CHOKE CABLE BRACKET FOR KEIHIN CV



These brackets allow you to mount the choke cable onto a Keihin CV40 Constant Velocity carburetor.

735061 Stainless steel choke cable bracket, accelerator pump mount, hand fitting required

735062 Chrome choke cable bracket, two-bolt mount on top or bottom of top cover

735064 Stainless steel choke cable bracket, two-bolt mount on top cover

797057 Chrome choke cable bracket, one-bolt mount on top cover



S&S BILLET M8 FUEL RAIL



Say goodbye to cracked plastic OEM rails and hello to durability and performance like never before. These billet fuel rails are the ultimate solution for riders seeking reliability and enhanced fuel delivery. Crafted from premium grade 6061 aluminum and finished with a sleek black anodized coating, this fuel rail is built to last. Its direct replacement design ensures a seamless fit, eliminating worries about cracks and leaks commonly associated with plastic OEM rails. But wait, there's more! It also boasts increased fuel capacity to dampen fuel pulses, resulting in smoother engine operation and improved performance. With enhanced fuel flow, you'll experience optimized fuel delivery for maximum power output.

784994 Fits all 107 and 114CI Touring 2017 to present, all 117CI Touring 2017-2023, all Trike 2017 to present

784995 Fits all Softail 2018 to present

HEADLIGHT AND HORN INSULATOR KIT 1945-1957



Complete USA made kit includes insulators, wires, steel and brass hardware for headlight bracket to fender light.

Fits Big Twin 1945-1948 and Servicar 1945-1957

723134 Colony headlight and horn insulator kit





USA MADE PINION SHAFTS



Jims USA and Eastern make these high quality pinion shafts from high quality aircraft alloy steel. They are the finest on the market and are used by the worlds most famous engine builders. Highly recommended for High Performance engines.



S&S HIGH VOLUME HIGH PRESSURE OIL PUMPS

CATALOG CORRECTION



The S&S High Volume High-Pressure (HVHP) billet aluminum oil pump is a high capacity pump that was initially designed for the S&S Super Sidewinder Plus Long Block engines. These pumps feature a new tooth profile with fewer, but larger teeth, providing increased oil volume for both supply and return sides of the pump. Supply gears are 9% wider than OEM or standard S&S oil pumps to give the HVHP pump even more oil capacity. Return gears are 28% wider than OEM or standard S&S pumps to insure that the additional volume of oil supplied to the engine is scavenged and returned to the oil tank, preventing oil carry over from the crankcase breather. In spite of these wider gears, the HVHP pump is no thicker than stock. Your choice between one with an universal cover that provides a number of oil feed and return options allowing maximum flexibility for customized installations, or the standard style cover which has feed and return holes in the stock 1992-1999 locations. Pump Only Kits include a complete oil pump assembly with drive shaft, drive shaft keys & snap rings, check ball & spring, pressure valve & spring, cover screws with O-rings, miscellaneous hose fittings, plugs, screws, gaskets, and mounting hardware. Pump, Breather and Gear Kits also include an oil pump drive shaft gear, oil pump pinion shaft gear, and an S&S steel breather gear with shim kit. **Note:** S&S crankcases have either a two or three letter code stamped above either the rear engine mount surface or above the oil pump mounting surface. When the first letter is "A" you must use a pump for 1984-1991, when the first letter is "B" you must use a pump for 1992-1999.

S&S High Pressure High Volume oil pump kits with universal cover

- 710099** Pump only kit, fits early S&S Super Stock crankcases and 1984-1991 Evolution Big Twin
- 750054** Pump Only Kit, fits late S&S Super Stock crankcases and 1992-1999 Evolution Big Twin with S&S pinion shaft installed
- 710106** Pump, breather and Gear kit, fits early S&S Super Stock crankcases and 1984-1989 Evolution Big Twin. Also fits Evolution Big Twin 1990-1991 with S&S pinion shaft installed
- 750055** Pump, Breather and Gear kit, fits late S&S Super Stock crankcases and 1992-1999 Evolution Big Twin with S&S pinion shaft installed

S&S High Pressure High Volume oil pump kits with standard cover

- 750056** Pump Only Kit, fits late S&S Super Stock crankcases and 1992-1999 Evolution Big Twin with S&S pinion shaft installed
- 750057** Pump, Breather and Gear kit, fits late S&S Super Stock crankcases and 1992-1999 Evolution Big Twin with S&S pinion shaft installed

Gasket and rebuild kits

- 750302** Gasket rebuild kit for 1984-1991 HVHP oil pump, includes gaskets, key and retaining ring
- 750150** Gasket rebuild kit for 1992-1999 HVHP oil pump, includes gaskets, key and retaining ring
- 750303** Master rebuild kit for 1984-1991 HVHP oil pump, includes gaskets, seals, O-rings, key, retaining ring, relief valve spring, check valve spring, and ball
- 750148** Master rebuild kit for 1992-1999 HVHP oil pump, includes gaskets, seals, O-rings, key, retaining ring, relief valve spring, check valve spring, and ball



781798



781799

45CI

781798 **NEW** Fits WL & G 1937-1973, Eastern (OEM 355-37C/24005-37)

781799 **NEW** Fits WLDR & KR, Eastern (OEM 24005-52R)

Sportster

235835 Fits models 1957-1976, Jims USA (OEM 24005-57)

231833 Fits models 1977-early 1981, Eastern (OEM 24005-75)

Big Twin

Note: Models late 1981-early 1983 require the late 3/4"-20 nut ZPN235833 (OEM 24016-80).

235838 Fits models 1958-1972, Jims USA (OEM 24006-58)

235839 Fits models 1973-early 1981, Jims USA (OEM 24006-73)

235840 Fits models late 1981-1986, metered oil hole plugs included, Jims USA (OEM 24006-80 & 24006-83)

235841 Fits models 1987-1989, metered oil hole plugs included, Jims USA (OEM 24006-87)

741920 Fits Evolution 1981-1999, must be used with 1981-1989 style aftermarket stroker flywheels and 1993-1999 nose cone cover, pre-1990 pinion gear and pre-1990 oil pump drive gear, and late 3/4"-20 nut ZPN 235833, Jims USA (OEM 24016-80)

711290 Same as ZPN 741920, but for use in crankcases with 1/4" offset cam chest as used in S&S and Merch engines, Jims USA



HIGH PERFORMANCE FRONT MOTOR MOUNT FOR FXR AND TOURING



KINETIC STRUCTURES

This front motor mount is the ultimate solution for reducing engine vibrations and increasing stability on your motorcycle. Made entirely of stainless steel, it is resistant to extreme temperatures, fuel, oil, chemical, sunlight, and severe loads. The wire mesh elements are replaceable, ensuring long-lasting performance. This motor mount provides superior vibration reduction, reducing engine shake at idle and increasing stability at high speeds. Capable of withstanding high loads, this motor mount is a must-have for any serious rider.

Fits Touring 1980-2008 and FXR 1982-2000

- 733615** Front motor mount, Kinetic Structures (OEM 16297-79D)
- 735142** Motor mount washer, V-Twin Mfg. (OEM 96210-80A)
- 735141** Motor mount washer, dealer 5-pack, V-Twin Mfg. (OEM 96210-80A)
- 733618** Replacement mesh element



733618



HIGH PERFORMANCE MOTOR MOUNTS FOR DYNA

NEW KINETIC STRUCTURES

All stainless steel front and rear engine mounts are direct replacements for OEM rubber mounts. They utilize wire mesh technology to dramatically improve the performance of your motorcycle.

- Significantly reduces vibration for a smooth ride
- Stabilizes high speed wobble. No need to add stabilizer links
- Made entirely of stainless steel so it won't break down when exposed to oil, fuel, heat, cold, chemicals or sunlight
- Extremely strong and robust to withstand high impacts during stunts
- Fits within the same space as the OEM mount
- Long lasting wire mesh elements

Fits Dyna 1991-2017

733616 Front motor mount with two shims for exact fitment (OEM 47583-90B)

733617 Rear motor mount (OEM 47564-91, 47564-99)



754538

REKLUSE DERBY COVERS FOR INDIAN



CNC machined aluminum derby covers from American clutch specialists Rekluse Performance.

Fits all 61 & 69CI Indian Scout 2015-2024

754538 Derby cover, gloss black

754539 Derby cover, wrinkle black



754539



PRO-ONE BILLET DERBY COVER BIG TWIN



Designed to replace the stock plain derby cover, this custom cover is made from billet aluminum and comes with chrome plated hardware. This beauty fits Dyna 1999-2017, Softail 1999-2018 (except FL5B Sport Glide), Touring & Trike 1999-2015, except FLHTCUL Ultra Classic Low, FLHTKL Ultra Limited Low and other models equipped with the OEM Accessory Narrow Profile Outer Primary Cover.

711068 Smooth Millennium style derby cover, chrome

731906 **NEW** Smooth Millennium style derby cover, black



REKLUSE RADIUSX AUTO CLUTCH UPGRADE FOR HARLEY 6-STUD CLUTCH



Rekluse auto clutch systems use proprietary EXP technology to enable riders to stop and start in gear without using the clutch lever, virtually eliminating stalling. A Rekluse RadiusX auto clutch can help provide a competitive advantage or just enhance your riding experience. A RadiusX clutch provides automatic engagement, prevents stalling, reduces clutch fade and gives a less aggressive, smoother feel and still maintains full clutch lever use.

Fits XG Street 2014-2020

754517 Rekluse RadiusX Auto Clutch



REKLUSE TORQDRIVE CLUTCH PACK



TorqDrive provides more disks in less space, allowing more frictions disks to the clutch pack over stock. More frictions = more torque capacity thus unlocking the full power of your engine without the need to add stiffer pressure plate springs or a lock up device. Proven in racing at the highest levels, it's not just good, it's revolutionary.


- Smoother shifting
- Improved clutch lever feel
- Engineered to eliminate slip and tunable to handle high horsepower engines
- Steel core friction disks for improved heat dissipation and longer clutch life
- Designed for use with OEM outer basket

Fits XG500, XG750 & XG750A 2015-2020. Replaces all friction discs (OEM 37000087, 37000088 & 37000089) and steel discs (OEM 37000093)

754508 Rekluse TorqDrive clutch pack



REKLUSE TORQDRIVE CLUTCH PACK



TorqDrive provides more disks in less space, allowing more frictions disks to the clutch pack over stock. More frictions = more torque capacity thus unlocking the full power of your engine without the need to add stiffer pressure plate springs or a lock up device. Proven in racing at the highest levels, it's not just good, it's revolutionary.

- Smoother shifting
- Improved clutch lever feel
- Engineered to eliminate slip and tunable to handle high horsepower engines
- Steel core friction disks for improved heat dissipation and longer clutch life
- Designed for use with OEM outer basket

Fits XL Sportster 1991-2022

754506 Rekluse TorqDrive clutch pack



REKLUSE TORQDRIVE CLUTCH PACK



TorqDrive provides more disks in less space, allowing more frictions disks to the clutch pack over stock. More frictions = more torque capacity thus unlocking the full power of your engine without the need to add stiffer pressure plate springs or a lock up device. Proven in racing at the highest levels, it's not just good, it's revolutionary.

- Smoother shifting
- Improved clutch lever feel
- Engineered to eliminate slip and tunable to handle high horsepower engines
- Steel core friction disks for improved heat dissipation and longer clutch life
- Designed for use with OEM outer basket

Fits RA1250 & RA1250S Pan America, RH1250S Sportster S and RH975 Nightster 2021 to present

754509 Rekluse TorqDrive clutch pack



MÜLLER POWER CLUTCH



Müller's power clutch provides smoother and easier clutch lever operation. This is the perfect solution for everyone who experiences "heavy" operation on models with cable controlled clutch. Comes complete with instructions and all necessary hardware.

741237 Fits all Big Twin 1987-2000, all Twin Cam 1999-2017 and standard (not CVO) Milwaukee Eight 2017-2021

744340 Fits 2022 to present Milwaukee Eight. Same as ZPN 741237 but includes the special ZPN 744341 Power Clutch control unit for 2022 to present models

744341 Power Clutch control module for 2022 to present models as supplied with ZPN 744340

741546 Fits aftermarket Right Side Drive transmissions



DOUBLE ROW CLUTCH BEARING



Replacement clutch housing bearing.

239903 Fits Evolution Big Twin & Twin Cam 1990-2010, SKF (OEM 37906-90)



781795 Fits Evolution Big Twin & Twin Cam 1990-2010, Eastern USA (OEM 37906-90)



REKLUSE TORQDRIVE CLUTCH PACK



TorqDrive provides more disks in less space, allowing more frictions disks to the clutch pack over stock. More frictions = more torque capacity thus unlocking the full power of your engine without the need to add stiffer pressure plate springs or a lock up device. Proven in racing at the highest levels, it's not just good, it's revolutionary.

- Smoother shifting
- Improved clutch lever feel
- Engineered to eliminate slip and tunable to handle high horsepower engines
- Steel core friction disks for improved heat dissipation and longer clutch life
- Designed for use with OEM outer basket

Fits Dyna, FXR, Softail and Touring 1990-1997

754505 Rekluse TorqDrive clutch pack



REKLUSE TORQDRIVE CLUTCH PACK



TorqDrive provides more disks in less space, allowing more frictions disks to the clutch pack over stock. More frictions = more torque capacity thus unlocking the full power of your engine without the need to add stiffer pressure plate springs or a lock up device. Proven in racing at the highest levels, it's not just good, it's revolutionary.

- Smoother shifting
- Improved clutch lever feel
- Engineered to eliminate slip and tunable to handle high horsepower engines
- Steel core friction disks for improved heat dissipation and longer clutch life
- Designed for use with OEM outer basket

Fits Evolution Big Twin 1998-2000 and Twin Cam 1999-2017, except those with "Assist & Slip" clutch

754507 Rekluse TorqDrive clutch pack





REKLUSE BILLET CLUTCH BASKET



Think of a clutch basket as the back-bone of your entire clutch system. Precision CNC machining combined with innovative world-class engineering allows Rekluse clutch baskets to safeguard your vital internal components, keeping you on the track a lot longer.

- Billet Aluminum Hard anodized construction
- Enhanced clutch modulation
- Extreme durability resists notching and extends clutch life
- Exclusive replaceable cushions protect your transmission even under the most extreme conditions
- Tightly controlled tolerances ensure smooth operation, less drag and reduced clutch noise

Fits Dyna 2006-2017, Softail 2007-2017, Touring 2007-2016 and Trike 2009-2016

754528 Rekluse billet Twin Cam clutch basket



REKLUSE RADIUSX AUTO CLUTCH UPGRADE FOR HARLEY 6-STUD CLUTCH



Rekluse auto clutch systems use proprietary EXP technology to enable riders to stop and start in gear without using the clutch lever, virtually eliminating stalling. A Rekluse RadiusX auto clutch can help provide a competitive advantage or just enhance your riding experience. A RadiusX clutch provides automatic engagement, prevents stalling, reduces clutch fade and gives a less aggressive, smoother feel and still maintains full clutch lever use.

Fits on cable operated clutch equipped Softail 1998-2017, FXR 1999-2000, Dyna 1998-2017, Touring 1998-2016 and Trike 2009-2016

754514 Rekluse RadiusX Auto Clutch

Fits on hydraulic operated clutch equipped FLHRSE 2007-2008, FLHTCU 2014-2016, FLHTCUSE 2007-2012, FLHTK & FLHTP 2014-2016, FLHX & FLHXS 2014-2016, CVO Softail 2007-2011 and 110CI Dyna 2007-2017

754515 Rekluse RadiusX Auto Clutch



REKLUSE TORQDRIVE CLUTCH PACK



TorqDrive provides more disks in less space, allowing more frictions disks to the clutch pack over stock. More frictions = more torque capacity thus unlocking the full power of your engine without the need to add stiffer pressure plate springs or a lock up device. Proven in racing at the highest levels, it's not just good, it's revolutionary.

- Smoother shifting
- Improved clutch lever feel
- Engineered to eliminate slip and tunable to handle high horsepower engines
- Steel core friction disks for improved heat dissipation and longer clutch life
- Designed for use with OEM outer basket

Fits Twin Cam 2013-2017 with "Assist & Slip clutch" and all Milwaukee Eight 2017 to present

754510 Rekluse TorqDrive clutch pack



REKLUSE BILLET CLUTCH BASKET



Think of a clutch basket as the back-bone of your entire clutch system. Precision CNC machining combined with innovative world-class engineering allows Rekluse clutch baskets to safeguard your vital internal components, keeping you on the track a lot longer.

- Billet Aluminum Hard anodized construction
- Enhanced clutch modulation
- Extreme durability resists notching and extends clutch life
- Exclusive replaceable cushions protect your transmission even under the most extreme conditions
- Tightly controlled tolerances ensure smooth operation, less drag and reduced clutch noise

Fits Dyna 2006-2017, Softail 2007-2017, Touring 2007-2016 and Trike 2009-2013

754528 Rekluse billet Twin Cam clutch basket

Fits Touring & Trike 2017 to present and Softail 2018 to present

754529 Rekluse billet Milwaukee Eight clutch basket



REKLUSE APEX PERFORMANCE CLUTCH



Apex is Rekluse's pinnacle V-Twin manual performance clutch system, combining innovative design and USA made construction. Apex delivers reduced lever effort, improved rideability, and power capability over existing clutch systems. Apex helps you maximize performance and durability with a lighter lever pull no matter if your engine is stock or a high-end, high performance Big Bore stroker torque monster.

Features:

- 60% increase in torque capacity and clutch engagement, resulting in improved power transfer to rear wheel
- Improved clutch modulation and control
- Reduce clutch operating temperatures with improved oil for longevity and consistent performance
- Tunable to power needs and rider preference with interchangeable spring combinations to match engine build while minimizing lever force
- Designed for usable power delivery with a wide range of horsepower levels, no need for overly aggressive alternatives like lock-up systems
- Made 100% in-house in the USA
- Includes Patented Fixed-Pin design billet hub, billet pressure plate, complete clutch pack featuring TorqDrive friction disks, two sets of varied stiffness clutch springs, basket sleeves and hardware
- Fits in OEM clutch basket
- Also available including Rekluses forged and fully machined clutch basket

Fits Twin Cam 2007-2010

754526 Rekluse Apex clutch for OEM clutch basket

754523 Rekluse Apex clutch including Rekluse clutch basket

Fits Twin Cam 2011-2017

754527 Rekluse Apex clutch for OEM clutch basket

754524 Rekluse Apex clutch including Rekluse clutch basket



REKLUSE RADIUSX AUTO CLUTCH UPGRADE FOR HARLEY 3-STUD ASSIST & SLIP CLUTCH



Rekluse auto clutch systems use proprietary EXP technology to enable riders to stop and start in gear without using the clutch lever, virtually eliminating stalling. A Rekluse RadiusX auto clutch can help provide a competitive advantage or just enhance your riding experience. A RadiusX clutch provides automatic engagement, prevents stalling, reduces clutch fade and gives a less aggressive, smoother feel and still maintains full clutch lever use.

Fits on cable operated clutch equipped Softail 1998-2017, FXR 1999-2000, Dyna 1998-2017, Touring 1998-2016 and Trike 2009-2016
754516 Rekluse RadiusX Auto Clutch

Fits on hydraulic operated clutch equipped FLHRSE 2007-2008, FLHTCU 2014-2016, FLHTCUSE 2007-2012, FLHTK & FLHTP 2014-2016, FLHX & FLHXS 2014-2016, CVO Softail 2007-2011 and 110CI Dyna 2008-2017
754518 Rekluse RadiusX Auto Clutch

Fits all Softail 2018 to present, all Touring 2021 to present and all Trike 2021 to present
754519 Rekluse RadiusX Auto Clutch




REKLUSE HYDRAULIC CLUTCH SLAVE CYLINDERS 2013-2020



These billet aluminum slave cylinders are the perfect replacement for the OEM clutch slave cylinder which are known for their leakage problems.

Fits CVO Softail 2013-2016, FLSS Slim S 2016, FLSTFBS Fat Boy S 2016, CVO Touring 2013, all Touring 2014-2016 and all Trike 2014-2016
754530 Rekluse billet aluminum clutch slave cylinder (OEM 37200023)

Fits CVO Softail 2017, FLSS Slim S 2017, FLSTFBS Fat Boy S 2016, all Touring 2017-2020 and all Trike 2017-2020
754531 Rekluse billet aluminum clutch slave cylinder (OEM 37200131C)



REKLUSE APEX PERFORMANCE CLUTCH



Apex is Rekluse's pinnacle V-Twin manual performance clutch system, combining innovative design and USA made construction. Apex delivers reduced lever effort, improved rideability, and power capability over existing clutch systems. Apex helps you maximize performance and durability with a lighter lever pull no matter if your engine is stock or a high-end, high performance Big Bore stroker torque monster.

Features:

- 60% increase in torque capacity and clutch engagement, resulting in improved power transfer to rear wheel
- Improved clutch modulation and control
- Reduce clutch operating temperatures with improved oil for longevity and consistent performance
- Tunable to power needs and rider preference with interchangeable spring combinations to match engine build while minimizing lever force
- Designed for usable power delivery with a wide range of horsepower levels, no need for overly aggressive alternatives like lock-up systems
- Made 100% in-house in the USA
- Includes Patented Fixed-Pin design billet hub, billet pressure plate, complete clutch pack featuring TorqDrive friction disks, two sets of varied stiffness clutch springs, basket sleeves and hardware
- Fits OEM clutch basket
- Also available including Rekluses forged and fully machined clutch basket

Fits Twin Cam 2011-2017

754527 Rekluse Apex clutch for OEM clutch basket
754524 Rekluse Apex clutch including Rekluse clutch basket

Fits 2017 to present Milwaukee Eight

754527 Rekluse Apex clutch for OEM clutch basket
754525 Rekluse Apex clutch including Rekluse clutch basket



REKLUSE DERBY COVERS FOR HARLEY-DAVIDSON



CNC machined aluminum derby covers from American clutch specialists Rekluse Performance.

Fits XL and XR Sportster 2004-2022


754532 Derby cover, gloss black
754533 Derby cover, wrinkle black

Fits Dyna 1999-2017, Softail 1999-2017, Trike 2009-2015 and Touring 1999-2015 except FLHTKL 2015 and FLHTCUL 2015

754534 Derby cover, gloss black
754535 Derby cover, wrinkle black

Fits FLHTKL Ultra Limited Low 2015, FLHTCUL Ultra Classic Low 2015, all Touring 2016 to present, all Trike 2016 to present and all Softail 2018 to present

754536 Derby cover, gloss black
754537 Derby cover, wrinkle black



BARNETT CLUTCH KITS FOR INDIAN



Barnett has always been number 1 of technology designing innovative clutches to meet the specific demands of street and racing motorcycles. Barnett clutches are made in the USA with top-quality materials and designs. Multiple quality checks throughout the build process guarantee that a Barnett clutch is a no-compromise upgrade.

Fits all Indian Scout 2014 to present

789875 Complete clutch kit with eight Kevlar friction plates, seven steel plates and a set of six heavy duty springs (replaces OEM clutch kit 2202434)



Fits all 2014-2019 Chief, Chieftain, Roadmaster & Springfield

789877 Complete clutch kit with seven carbon fiber friction plates, six steel plates and a set of five heavy duty springs

790083 Complete Xtra plate clutch kit with eight carbon fiber friction plates, seven steel plates and a set of five heavy duty springs. Increases clutch capacity

Fits all 2020 to present Springfield & Roadmaster and all 2020-2022 Challenger, Chief & Chieftain,

789872 Complete clutch kit with seven carbon fiber friction plates, six steel plates and a set of three heavy duty springs (as in OEM clutch kit 2205282)

789874 Complete Xtra plate clutch kit with eleven carbon fiber friction plates, ten steel plates and a set of three heavy duty springs. Increases clutch capacity

Fits 2019 to present FTR 1200

789876 Complete clutch kit with eight Kevlar friction plates, seven steel plates and a set of three heavy duty springs



OFF-SET DRIVE PULLEYS FOR V-ROD



These Rick's off-set drive pulleys are for use on V-Rod models when converting to wider than stock wheels. Must be used in conjunction with matching off-set parts for the wheel and rear pulley to keep the drive belt in line. Available in 29 and 30 tooth, with an off-set of 8, 28, 33, 38, 42 or 55mm.

Fits VRSCA V-Rod models 2002 thru 2003

741218 28mm Off-set (30 Tooth)

741223 38mm Off-set (30 Tooth)


741224 42mm Off-set (30 Tooth)

Fits V-Rod models 2004 thru 2017

756319 33mm Off-set (30 Tooth)

756323 42mm Off-set (30 Tooth)

756324 55mm Off-set (30 Tooth)



ARLEN NESS JAGGED CUSH DRIVE CHAIN CONVERSION KIT



Converts from belt to chain drive. Kits include specially designed front & rear sprockets that allow for bolt-on installation, eliminating the need for grinding the inner primary for clearance. The 27 tooth front sprocket & 57 tooth rear sprocket retains factory gear ratio. Sprockets feature a drilled out Jagged design style that is both heat treated & coated for long-term durability. The cush drive assembly is CNC machined from billet aluminum & finished in black anodize. The required 530 series 130-link chain must be ordered separately.

Fits all Touring 2009 to present

A300200 Jagged cush drive chain conversion

711844 Delta 530 series chain, 130 links

711794 RQ1 530 series chain, 130 links

711795 RQ2 530 series chain, 130 links



PM REAR BELT PULLEY FOR TOURING 2009 TO PRESENT




Performance Machine rear wheel pulley is made from billet aluminum in chrome or Platinum Cut black to replace that dull looking Original Equipment part on Touring 2009 to present without losing the rubber cushion in your driveline. Has the same 68 teeth and width as stock pulleys so goes with your stock 24mm wide belt. Can also be used for V-Rod to change the final drive ratio.

Fits all Electra Glide, Road Glide, Road King, Street Glide and Ultra 2009 to present

752198 Platinum Cut black rear wheel pulley

752199 Chrome rear wheel pulley



ZIPPER'S SEVERE DUTY REAR AXLE & ADJUSTER KIT FOR TOURING



Zipper's axle and adjuster kit for 2009-up Touring allows precise adjustment and alignment of the rear wheel, replacing the factory cam-type adjusters. This kit is supplied with a chrome-moly axle and severe-duty slider-style wheel adjusters, eliminating the hard-to-align cam adjusters. Conveniently, this system bolts-on and does not require modifications to the swing-arm.

Fits all Touring 2009 to present

723726 Rear axle & adjuster kit (Replaces OEM 43000207, 41819-02 & 43000203)



PERFORMANCE MACHINE MONOBLOCK CALIPERS



Born from a single piece of solid billet aluminum, the Race Series Monobloc Caliper cuts no corners in providing the very best stopping power for H-D motorcycles. Large diameter pistons combined with the extra rigidity of a monobloc design provide a staggering 20% increase in stopping power over OEM units. Going fast requires stopping fast, slow your ride down with the utmost precision from Performance Machine.

- Monobloc Construction For Better Braking Performance
 - 20% Better Stopping Power Over OEM
 - Compatible with ABS and non-ABS brakes
 - Compatible with OEM or Aftermarket Master Cylinders
- Calipers are sold each, order one left and one right for dual disc models.

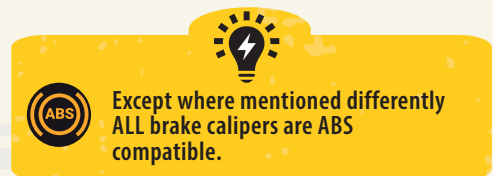
Fits Dyna 2000-2017, V-Rod 2006-2017, XL Sportster 2014-2022, 2015 to present Softail, all 96, 103, 107 & 114CI Touring 2008 to present, all 117CI Touring 2018-2023 and Trike 2009 to present Also fits Sportster 2000-2013, Softail 2000-2014 with 41mm forks, Touring 2000-2007 and V-Rod 2002-2005 when upgraded to 11.8" (300mm) disc rotors

757891 Left PM Monoblock caliper, all black

757893 Right PM Monoblock caliper, all black

757892 Left PM Monoblock caliper, black with clear anodized contrasts

757894 Right PM Monoblock caliper, black with clear anodized contrasts





BERINGER CLASSIC FLOATING DISCS




Besides their high-end brake calipers Beringer also manufactures a range of high performance cast iron floating brake discs. These use a gray cast iron brake surface, a material universally used by manufacturers of high performance discs. However, Beringer has developed a chemical composition, casting process and heat treatment to provide the discs with an exceptional performance quality. The specific cast iron structure allows a faster dissipation of the heat compared to any cast iron or stainless steel discs, while accepting far higher temperature than any other material. Furthermore, the use of this material allows narrow outer bands, thus saves up to 20% weight. The surface of the cast iron outer band is covered with special aluminum plasma to prevent the disc from corrosion and to allow the usage of any sintered metal pad. This very fine grain surface increases braking power up to 40% and is subject to very little wear to extend the lifetime. Classic discs feature perforated cast iron outer bands with a CNC machined aluminum carrier, which is attached to the outer band with 12 steel low-friction studs. Carriers are available in chrome, polished or black anodized. Discs provide excellent braking with either organic or sintered pads.

Fits front on all single and dual disc 2000 thru 2013 Sportster, 2000 thru 2007 Touring, 2000 thru 2005 Dyna and 2000-2014 Softail.

Fits rear on 2000 thru 2010 Sportster, 2011 Sportster with wire wheels, 2000-2017 Dyna and Softail and 2000 thru 2007 Touring.

Rotor has 11 1/2" outer diameter, 2.22" inner diameter and 3/8" counter bore mounting holes with reduction sleeves for use with 5/16" bolts.

- 701479** Polished
- 701480** Black
- 701481** Chrome



ARLEN NESS DISC BRAKE ROTORS



High performance floating brake rotors designed to enhance braking performance and style of factory or aftermarket wheels. Heavy Duty 420 Stainless Steel construction, drilled for optimum performance and heat dispersion and made for the weight of V-Twin & Touring motorcycles. All discs are sold each. We strongly recommend to install new brake discs with new brake pads. Unidirectional discs can be fitted left or right.

10 1/4" (260mm) hub mounted rear disc, fits XR1200 & XR1200X 2008-2013 and XL Sportster 2011-2022

5-Bolt disc has 260mm outer diameter, 56mm inner diameter and counter bore mounting holes

- A300035** Rotator design fixed disc, left

11 1/2" (292mm) hub mounted disc, fits front & rear on Sportster 2000-2013, front & rear on Touring 2000-2007, front & rear on Dyna 2000-2005, rear on Dyna 2006-2017, front & rear on Softail 2000-2014 and rear on Softail 2015 to present

5-Bolt disc has 292mm outer diameter, 56mm inner diameter and counter bore mounting holes

- A02786** Jagged design unidirectional floating disc, black center
- A300036** Rotator design fixed disc, left
- A300038** Rotator design fixed disc, right

11.8" (300mm) hub mounted front disc fits, Dyna with wire wheels 2006-2017, VRSCX 2007, VRSCAW 2008-2010, XL Sportster 2014-2022, all Touring 2008-2013, FLHR Road King 2014-2016, FLHRC Road King Classic 2014-2019, FLH Revival 2021, FLHFB Highway King 2023 and Softail 2015 to present

5-Bolt disc has 300mm outer diameter, 56.4mm inner diameter and counter bore mounting holes

- A02787** Jagged design unidirectional floating disc, black center
- A3310101202** Procross design unidirectional floating disc, black center
- A3310102202** Procross design unidirectional floating disc, chrome center
- A3310301202** 7-Valve design unidirectional floating disc, black center
- A3310302202** 7-Valve design unidirectional floating disc, chrome center
- A300037** Rotator design fixed disc, left
- A300039** Rotator design fixed disc, right

11.8" (300mm) spoke mounted front disc fits cast wheels on Dyna 2006-2017, V-Rod 2006-2017, FLHRSE4 CVO Road King 2008 and FLTRSE3 CVO Road Glide 2009

Also fits various OEM accessory wheels with a 6.7" (170mm) bolt circle

Disc is fitted using the OEM shoulder bolts and wave washers

- A300040** Jagged design unidirectional floating disc

11.8" (300mm) spoke mounted front disc fits Touring 2014 to present and Trike 2014 to present with 5-spoke cast wheels

5-Lug disc has 300mm outer diameter and 138.5mm inner diameter

Discs is fitted floating using the OEM bolts, busdhings and wave washers


- A02788** Jagged design floating disc
- A300047** Rotator design floating disc

11.8" (300mm) spoke mounted front disc fits Touring 2020 to present with 7-spoke cast wheels

7-Lug disc has 300mm outer diameter and 124mm inner diameter

Disc is fitted using the OEM bolts, bushings and wave washers

- A300043** Jagged design unidirectional floating disc (OEM 41500157)



SBS ONE-PIECE DISC BRAKE ROTORS

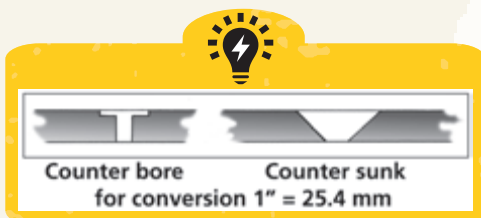


High quality stainless steel solid mount discs with high carbon content. These brake discs will give excellent brake performance and stopping power under all conditions. As with all disc brake rotors it is strongly recommended to install them with new brake pads. These discs work with all types of SBS brake pads and will give no noise or vibrations.

Note: OD= Outer Diameter, ID=Inner Diameter

Rear brake discs for Street

- A. 789808** 2014-2015 XG500 & XG750 rear disc, 10.25" (260mm) OD, 2.22" (56mm) ID, 3 1/4"x5x3/8" counterbore mounting
- A. 789809** 2016 to present XG500, XG750 Street & XG750A Street Rod rear disc 11.8" (300mm) OD, 2.22" (56mm) ID, 3 1/4"x5x3/8" counterbore mounting





JOKER MACHINE NO. 1 MIRRORS



Solid, simple, adjustable mirrors that work and are direct bolt-on for Harley-Davidson's. Mirror heads can be locked in place or adjustable and swivel on a corrosion free stainless steel ball joint that provides super smooth action and longevity. CNC machined from 6061 billet aluminum with a hard black anodize or chrome plated finish. Stems are threaded 5/16"-24 UNF, short are as long as stock Harley mirrors, long are 3" (7.5cm) over stock length. Installation on Indian and most other metric motorcycles require the separate purchase of a mirror adapter.

Joker Machine No. 1 style mirrors, 3 1/2" x 1 1/2" (89mm x 36mm) rectangle convex mirror glass

- 768198 Solid Long stem, Left, black
- 768199 Solid Long stem, Right, black
- 768200 Solid Long stem, Left, chrome
- 768201 Solid Long stem, Right, chrome
- 768202 Solid Short stem, Left, black
- 768203 Solid Short stem, Right, black
- 768204 Solid Short stem, Left, chrome
- 768205 Solid Short stem, Right, chrome



Mirror adapters, sold each

- 768181 Adapter M10x1.25 to 5/16"-24 UNF



JOKER MACHINE NO. 2 MIRRORS



Solid, simple, adjustable mirrors that work and are direct bolt-on for Harley-Davidson's. Mirror heads can be locked in place or adjustable and swivel on a corrosion free stainless steel ball joint that provides super smooth action and longevity. CNC machined from 6061 billet aluminum with a hard black anodize or chrome plated finish. Stems are threaded 5/16"-24 UNF, short are as long as stock Harley mirrors, long are 3" (7.5cm) over stock length. Installation on Indian and most other metric motorcycles require the separate purchase of a mirror adapter.

Joker Machine No. 2 style mirrors, 2 1/4"(57mm) diameter convex mirror glass

- 768190 Solid Long stem, Left, black
- 768191 Solid Long stem, Right, black
- 768192 Solid Long stem, Left, chrome
- 768193 Solid Long stem, Right, chrome
- 768194 Solid Short stem, Left, black
- 768195 Solid Short stem, Right, black
- 768196 Solid Short stem, Left, chrome
- 768197 Solid Short stem, Right, chrome

Mirror adapters, sold each

- 768181 Adapter M10x1.25 to 5/16"-24 UNF



JOKER MACHINE NO. 7 MIRRORS



Solid, simple, adjustable mirrors that work and are direct bolt-on for Harley-Davidson's. Mirror heads can be locked in place or adjustable and swivel on a corrosion free stainless steel ball joint that provides super smooth action and longevity. CNC machined from 6061 billet aluminum with a hard black anodize or chrome plated finish. Stems are threaded 5/16"-24 UNF, short are as long as stock Harley mirrors, long are 3" (7.5cm) over stock length. Installation on Indian and most other metric motorcycles require the separate purchase of a mirror adapter.

Joker Machine No. 7 style mirrors, 3 1/4" (83mm) diameter convex mirror glass

- 768182 Solid Long stem, Left, black
- 768183 Solid Long stem, Right, black
- 768184 Solid Long stem, Left, chrome
- 768185 Solid Long stem, Right, chrome
- 768186 Solid Short stem, Left, black
- 768187 Solid Short stem, Right, black
- 768188 Solid Short stem, Left, chrome
- 768189 Solid Short stem, Right, chrome

Mirror adapters, sold each

- 768181 Adapter M10x1.25 to 5/16"-24 UNF





JOKER MACHINE VIEWTECH 5 TEARDROP MIRRORS



Solid, simple, adjustable mirrors that work and are direct bolt-on for Harley-Davidson's. Mirror heads can be locked in place or adjustable and swivel on a corrosion free stainless steel ball joint that provides super smooth action and longevity. CNC machined from 6061 billet aluminum with a hard black anodize or chrome plated finish. Stems are threaded 5/16"-24 UNF, short are as long as stock Harley mirrors, long are 3" (7.5cm) over stock length. Installation on Indian and most other metric motorcycles require the separate purchase of a mirror adapter.

Joker Machine Viewtech 5 Teardrop mirrors, 2 1/4" (57mm) diameter convex mirror glass

- 768167** Smooth Chrome, left or right
- 768168** Smooth Black, left or right

Mirror adapters, sold each

- 768181** Adapter M10x1.25 to 5/16"-24 UNF

JOKER MACHINE NO. 8 CAFE MIRRORS



Solid, simple, adjustable mirrors that work and are direct bolt-on for Harley-Davidson's. Mirror heads can be locked in place or adjustable and swivel on a corrosion free stainless steel ball joint that provides super smooth action and longevity. CNC machined from 6061 billet aluminum with a hard black anodize or chrome plated finish. Stems are threaded 5/16"-24 UNF, short are as long as stock Harley mirrors, long are 3" (7.5cm) over stock length. Installation on Indian and most other metric motorcycles require the separate purchase of a mirror adapter.

Joker Machine No. 8 Café style mirrors, 3.7" x 2 1/4" (94mm x 57mm) style convex mirror glass

- 768206** Solid Long stem, Left, black
- 768207** Solid Long stem, Right, black
- 768208** Solid Long stem, Left, chrome
- 768209** Solid Long stem, Right, chrome
- 768210** Solid Short stem, Left, black
- 768211** Solid Short stem, Right, black
- 768212** Solid Short stem, Left, chrome
- 768213** Solid Short stem, Right, chrome



Mirror adapters, sold each

- 768181** Adapter M10x1.25 to 5/16"-24 UNF



JOKER MACHINE VIEWTECH 7 MIRRORS



Solid, simple, adjustable mirrors that work and are direct bolt-on for Harley-Davidson's. Mirror heads can be locked in place or adjustable and swivel on a corrosion free stainless steel ball joint that provides super smooth action and longevity. CNC machined from 6061 billet aluminum with a hard black anodize or chrome plated finish. Stems are threaded 5/16"-24 UNF, short are as long as stock Harley mirrors, long are 3" (7.5cm) over stock length. Installation on Indian and most other metric motorcycles require the separate purchase of a mirror adapter.

Joker Machine Viewtech 7 mirrors, 3 1/4" (83mm) diameter convex mirror glass

- 768169** Long stem, Left, chrome
- 768170** Long stem, Right, chrome
- 768171** Long stem, Left, black
- 768172** Long stem, Right, black
- 768173** Short stem, Left, chrome
- 768174** Short stem, Right, chrome
- 768175** Short stem, Left, black
- 768176** Short stem, Right, black

Mirror adapters, sold each

- 768181** Adapter M10x1.25 to 5/16"-24 UNF



GENUINE ZODIAC AIRFOIL MIRRORS



Short stem 4 1/4" diameter mirrors, sold in sets for left and right.

- 270011** Black
- 270012** Chrome

JOKER MACHINE MIRROR ADAPTERS



Adapters allow installation of most of our 5/16"-24 UNF threaded mirrors for Harley's on Indian and other motorcycles that use "Japanese pitch" M10x1.25 threaded mirrors. Adapters are sold each.

- 768181** Adapter M10x1.25 to 5/16"-24 UNF





JOKER MACHINE BEER SCHOONER MIRRORS



Solid, simple, adjustable mirrors that work and are direct bolt-on for Harley-Davidson's. Mirror heads can be locked in place or adjustable and swivel on a corrosion free stainless steel ball joint that provides super smooth action and longevity. CNC machined from 6061 billet aluminum with a hard black anodize or chrome plated finish. Stems are threaded 5/16"-24 UNF, short are as long as stock Harley mirrors, long are 3" (7.5cm) over stock length. Installation on Indian and most other metric motorcycles require the separate purchase of a mirror adapter.

Joker Machine Beer Schooner style mirrors, 2 1/4"(57mm) diameter convex mirror glass

- 768177** Left, natural aluminum with black stem
- 768178** Right, natural aluminum with black stem

Mirror adapters, sold each

- 768181** Adapter M10x1.25 to 5/16"-24 UNF



768234



768238



768239



768241

JOKER MACHINE BAR-END MIRRORS



Joker Machine mirrors are completely CNC machined from billet aluminum, light-weight, strong, and fully adjustable in every direction to fit just about any rider. Solid design reduces vibration and makes for a clearer image. These mirrors can be mounted on the separately available expanding adapters through the ends of most grips by drilling or boring the grip end. Not required for most grips with existing grip end holes. Alternatively, mirrors can be clamped straight onto a 7/8" (22mm) handlebar. Plugs for the standard mirror holes on Harleys are also available. Mirrors, adapters and hole plugs are sold each and can be used left or right.



JOKER MACHINE MIRROR HOLE PLUGS



Tapered top design cleans up the looks of the hand control mirror area, after you remove the stock mirrors and are left with a "marred edge mirror mounting hole". Plugs are fully CNC machined from 6061-T6 aluminum, then hard black anodized or high luster polished. Designed for 1.100" (28mm) thick mirror mount area thickness. Come with all stainless steel mounting hardware. Made in USA, A must when using bar end type mirrors!

Mirror hole plugs for Harley-Davidson, sold each

- 768179** Black anodized mirror hole plug
- 768180** Polished mirror hole plug

Bar-end mirrors, sold each

- 768234** Round 2 1/4" (56mm) diameter, angled stem, black anodized
- 768235** Round 2 1/4" (56mm) diameter, curved stem, black anodized
- 768236** Round 2 1/4" (56mm) diameter, straight stem, black anodized
- 768237** Round 3 1/4" (83mm) diameter, angled stem, black anodized
- 768238** Round 3 1/4" (83mm) diameter, curved stem, black anodized
- 768239** Round 3 1/4" (83mm) diameter, straight stem, black anodized
- 768240** Cafe style with convex 3.7" x 2.26" (94 x 57mm) glass, angled stem, black anodized
- 768241** Cafe style with convex 3.7" x 2.26" (94 x 57mm) glass, curved stem, black anodized
- 768242** Cafe style with convex 3.7" x 2.26" (94 x 57mm) glass, straight stem, black anodized



768226



768234

768229

768232

Bar end mirror adapters, sold each

- 768228** 1" (25.4mm) bar, silver anodized
- 768229** 1" (25.4mm) bar, black anodized
- 768226** 7/8" (22mm) bar, silver anodized
- 768227** 7/8" (22mm) bar, black anodized
- 768230** 7/8" (22mm) Fat Bar, silver anodized
- 768231** 7/8" (22mm) Fat Bar, black anodized
- 768232** 7/8" (22mm) Indian Scout Bobber bar, silver anodized
- 768233** 7/8" (22mm) Indian Scout Bobber bar, black anodized



Mirror hole plugs for Harley-Davidson, sold each

- 768179** Black anodized mirror hole plug
- 768180** Polished mirror hole plug



TORNADO II RIDER AND PASSENGER PEGS

CATALOG CORRECTION



Tornado II rider and passenger pegs are machined from billet aluminum with a chrome finish. They feature rubber wrapping with protruding stars, crosses or checkers that provide extra comfort and a non-slip grip to your boots. The end caps feature the Lone Star, Four Cross or smooth design. Pegs have a 6" (15.3cm) over all length and are 1 3/8" (3.5 cm) in diameter. Rider pegs are 3/8"-16 UNC threaded; passenger pegs are 1/2"-13 UNC threaded. Matching handlebar grips can be found in Chapter 14.

Rider pegs Passenger pegs

351814	351816	Chrome, Four Cross design
351804	351806	Chrome, Lone Star design
351805	-	Black, Lone Star design
351853	-	Replacement rubbers, Lone Star design
351824	351826	Chrome, Smooth design
351825	351827	Black, Smooth design
351854	-	Replacement rubber, Smooth design



DELUXE PASSENGER PEG RELOCATION BRACKETS FOR SOFTAIL



Brackets are designed to relocate the passenger foot pegs to a more comfortable position for passengers who like to lean back against the sissy-bar. Mount in minutes, take all standard male mount pegs and are sold in pairs.

Fits all Softail 1986-2006
749699 Passenger peg relocation brackets



ADJUSTABLE PASSENGER PEG MOUNTS



Proper foot position maximizes riding comfort as it reduces the cramped or stretched-out feeling. These Adjustable Mounts raise and lower the passenger footpegs. They are easy to install and adjust with common tools. On most models the mounts can be adjusted 360°, allowing both fore and aft and up and down height adjustment. Kit includes left and right adjustable support assembly and required mounting hardware that is to be attached to the stock passenger peg clevis. Works with all standard male mount footpegs that must be ordered separately.

Fits all FXR, Dyna and XL Sportster
745319 Adjustable passenger peg mount kit (OEM 50763-09)



ADJUSTABLE PASSENGER PEG MOUNTS FOR SOFTAIL



Proper foot position maximizes riding comfort as it reduces the cramped or stretched-out feeling. These Adjustable Mounts raise and lower the passenger footpegs. They are easy to install and adjust with common tools. On most models the mounts can be adjusted 360°, allowing both fore and aft and up and down height adjustment. Kit includes left and right adjustable support assembly and required mounting hardware that is to be attached to the stock passenger peg mounts. Works with all standard male mount footpegs that must be ordered separately.

Fits Heritage Classic, Heritage Springer, Heritage Classic Springer, Night Train, Rocker, Rocker Custom, Blackline, Slim, Slim S, FXST Standard, FXSTC Custom and FXSTS Springer 2000-2017

745318 Adjustable passenger peg mount kit (OEM 50787-09)



PM DRIFTER FLOORBOARDS



Performance Machine's Drifter floorboards give that distinct performance bagger look without sacrificing the comfort. The overall profile is short and slim while still bolting up to the factory locations to enhance ground clearance yet retain the convenience of using OEM brackets. Boards are machined from billet aluminum and coated with PM's proprietary two-tone Black OPS that matches perfectly with Harleys stock black engine finish.

Driver floorboards fit:

- Touring 1980 to present (except FLHTCUL, FLHTKL & FLHTCUL-TC)
- Trike 2009 to present
- FL Softail 1986-2017
- FLD Switchback 2012-2016

758117 PM Drifter driver foot boards, pair, Black OPS

Driver floorboards fit:

- DeLuxe 2018-2020
- Fat Boy 2018 to present
- Heritage Classic 2018 to present
- Hydra-Glide Revival 2024 to present

757898 PM Drifter driver foot boards, pair, Black OPS



All driver and passenger pegs are sold in pairs. Standard male mount foot pegs do **NOT** fit rider and passenger position on all 2018-up Softail. Rider pegs for 2018-up Softail also fit the rider and passenger position on LiveWire, 2021-up RA Pan America and 2021-up RH Sportster. Standard male mount foot pegs do **NOT** fit the rider position on: FXCW & FXCWC Rocker 2008-2011 / FXS Black Line 2011-2013 / FXSB, FXSBSE & FXSE Breakout 2013-2017 / XG500 & XG750 Street 2015-2020 / XL883L Low & SuperLow 2007-2020 / XL883N Iron 2007-2022 / XL1200C, XL1200CA & XL1200CB Custom 2011-2020 / XL1200CX Roadster 2016-2020 / XL1200N Nightster 2007-2012 / XL1200NS Iron 2018-2021 / XL1200T SuperLow 2007-2020 / XL1200V Seventy-Two 2012-2016 / XL1200X Forty-Eight 2007-2022 / XL1200XS Forty-Eight Special 2018-2020 / XR1200 & XR1200X 2008-2013.



Passenger floorboards fit:

- Touring 1987 to present
- Trike 2009 to present
- Fat Boy 1990-2017
- Softail Heritage Classic 1987-2017
- Softail Convertible 2010-2012
- Softail Slim & Slim S 2014-2017

758118 PM Drifter passenger foot boards, pair, Black OPS



BRAKE PEDAL FOR FXR

NEW



Chrome stock style replacement brake pedal.

Fits 1982-1990 FXR models with mid controls

745317 Chrome rear brake pedal (OEM 42523-82)



FORWARD CONTROL KITS FOR EARLY SPORTSTER

NEW



Colony

Designed for early Sportster models using the OEM brake pedal and shifter lever. Installation may require the separately available longer than stock front motor mount bolt kit.

Fits Sportster 1957-1974 with left side brake and right side gear shifting

735099 Chrome forward control kit

Fits Sportster 1977-1978 with right side brake and left side gear shifting

795148 Chrome forward control kit

Optional front motor mount bolt kit

723366 Front motor mount bolt kit for 1957-1978 Sportster, over stock length, Colony



QUICK SHIFTER FOR POWER COMMANDER 6

NEW **DYNOJET**


Add quickshifter capability to your Harley-Davidson by installing this kit in place of your stock shift rod and simply connect to your Power Commander 6 module.

Features:

- Effortlessly blaze through gears with a flick of the shifter, keeping your focus on the road for an enhanced riding experience
- Maintain momentum between shifts for quicker acceleration and a more exhilarating ride
- Minimize jerky motions for a more comfortable and controlled riding experience

Fits CVO Touring 2017 to present

785057 Quick Shifter kit for use with Power Commander 6 (PC6)



HYDRAULIC SHOCK ABSORBER FOR EARLY SPRINGER FORKS



Accurate reproductions from the OEM parts as found on all 45CI W-series solo 1946-1952, G-series Servicar 1946-1957 and EL, FL and UL Big Twin 1946-1948 that came with a Springer front fork. Comes complete with all mounting hardware.

745971 Springer shock absorber assembly, Samwel (OEM 54200-45)



735094 **NEW** Springer shock absorber assembly, V-Twin Mfg. (OEM 54200-45)



PROGRESSIVE SUSPENSION MONOTUBE FORK KITS

CATALOG CORRECTION

PROGRESSIVE
SUSPENSION

True high performance front suspension has finally made its way to the Touring and Softail lines. Progressive Suspension state of the art Monotube Fork Kit represents the pinnacle of heavy motorcycle front end handling. Improves resistance to front brake dive, front end stability, cornering and bottoming control. High performance specialty components replace the sloppy open bath damping found in stock HD forks. The kit features a set of gas charged Monotube dampers and a set of custom tuned fork springs and all required hardware, as well as comprehensive installation instructions. Kits are available in stock length and for a limited number of models also in a lowered version that allows you to drop the front end with 1" or 2" (2.5 or 5cm).

Fits XL1200L 2007-2011, XL1200C 2012, XL883L 2005-2006 & XL883L 2011 to present

744837 Stock length

744838 Lowered



LATE DYNA WIDE GLIDE REAR FENDER

NEW



Raw steel fender as stock on FXDWG Dyna Wide Glide 2010-2017. As with all raw sheet metal parts we recommend pre-fitting the fender prior to painting.

Fits Dyna 2010-2017

735090 Late FXDWG rear fender (OEM 60519-10)

PANHEAD & SHOVELHEAD TAPPET ADJUSTMENT GAUGE

NEW



This gauge allows you to determine that your hydraulic tappets are installed in the proper height in the lifter blocks. Does not work with solid tappets.

Fits Panhead 1953-1965 and Shovelhead 1966-1984

735087 Tappet adjustment gauge (OEM 94438-79)



STOCK STYLE SPORTSTER FRAMES



Stock style Sportster frames for use with rigid mounted Ironhead or Evolution engines and can be used with final belt or chain drive.

- 735160** 1979-1981 style Sportster frame, use with 1994-2003 oil tank
- 735161** 1982-2003 style Sportster frame, use with 1983-1993 oil tank



CRASH/HIGHWAY BARS FOR VINTAGE BIG TWIN



Exact reproductions from the Genuine safety guards. Note that, unlike their OEM counterparts these are supplied without hardware.

Fits EL 1936-1947, UL 1941-1947 and FL 1955-1957

735145 1936-1938 style front bar, black (OEM 13021-36/49037-36)

735146 1936-1938 style front bar, chrome (OEM 13021-36/49037-36)

Fits FL 1948-early 1954

735147 Front bar for Wishbone frames, black (OEM 13021-48AC/49038-48)

Fits EL 1936-1940, UL 1938-1948 and FL 1941-1957

735148 Rear bar, 7/8" (22mm) diameter, black (OEM 59152-36)

735149 Rear bar, 7/8" (22mm) diameter, chrome (OEM 59153-36)



REAR FENDER MOUNT KITS FOR 45CI MODELS



Reproduction of stock Harley-Davidson hardware for restoration or smoothed for custom projects. Includes all bolts, studs, nuts and washers to mount the rear fender on vintage Harley-Davidson 45CI Solo motorcycles.

Fits DR series 1929-1932, RL series 1932-1936 and WL series 1937-1952

723146 Replica rear fender mount kit with 1038CP marked bolts, parkerized

723145 Replica rear fender mount kit with 1038CP marked bolts, white plated

723147 Custom rear fender mount kit, parkerized

723144 Custom rear fender mount kit, chrome



REAR FENDER MOUNT KITS FOR VINTAGE BIG TWIN



Reproduction of stock Harley-Davidson hardware for restoration or smoothed for custom projects. Includes all bolts, nuts and washers to mount the rear fender on vintage Harley-Davidson Big Twin.

Fits EL, FL, UL and VL series 1936-1957

723142 Replica rear fender mount kit with 1035CP and 1038CP marked bolts, parkerized

723141 Replica rear fender mount kit with 1035CP and 1038CP marked bolts, white plated

723143 Custom rear fender mount kit, parkerized

723140 Custom rear fender mount kit, chrome



735148



JOKER MACHINE REAR FENDER RAILS FOR INDIAN SCOUT



Add the looks of fender struts to your Scout with these fender rails. Also great for those who want to remove the stock taillight and turn signal set-up and use multi-function tail/turn/brake lights instead. Billet aluminum construction with a hard anodized black finish.

Fits all Indian Scout 2015-2024

768307 Rear fender side rails, pair, black

ONE PIECE 4" STRETCHED STEEL SMOOTH TOP GAS TANK FOR SOFTAILS

CATALOG CORRECTION



These one piece stretched smooth top gas tanks will give your Softail the long, extra slippery stretched look and flowing lines which is very popular with today's top Custom bike builders. These tanks are made by welding a 2 inch extension to our stretched tanks making them in total 4 inch (10 cm) longer than stock. The extra stretch provides that special slim look. The rear of the tank has a cut out to match with most narrow seats, such as our Silhouette seats. Fits Softail models 1984 thru 1999. Tanks are available with four different cap styles and hold approx. 4.2 gallon of fuel (15.9L.).

Tanks with center fill Pop-Up gas cap (style G)

011858 With single paintable Pop-Up gas cap

011859 With single chrome Pop-Up gas cap



ROAD GLIDE INSTRUMENT HOUSING KIT

NEW

Complete dashboard housing kit includes stock replacement front, upper, left and right parts with a Vivid black finish.

Fits 2015 to present FLTRK, FLTRU, FLTRX, FLTRXP, FLTRXS Road Glide and 2015-2022 FLTRKSE, FLTRUSE and FLTRXSE CVO Road Glide

770795 Instrument housing kit, Vivid Black (OEM 57000302, 70900372, 70900373 & 70900374)

RENO PEANUT TANKS FOR SPORTSTER

CATALOG CORRECTION



Sleek extended version of the classic peanut design tank with a slightly increased fuel capacity as they hold approx. 3.35 US fluid Gallon (12.3 liter). They take stock style screw-in gas cap or come complete with a pop-up style cap.

Fits 2007 to present Fuel Injected XL Sportster

012500 With center fitted screw-in style gas cap bung

012502 Complete with raw paintable pop-up gas cap

012504 Complete with chrome paintable pop-up gas cap

Tanks for custom fitment

Come with 3-piece weld-on mounting bracket kit

012501 With center fitted screw-in style gas cap bung

012503 Complete with raw paintable pop-up gas cap

012505 Complete with chrome paintable pop-up gas cap



ROAD GLIDE IGNITION SWITCH COVER

NEW

Stock replacement cover has a Vivid black finish. Can also be used to replace the OEM chrome cover OEM 25700489.

Fits 2015 to present FLTRK, FLTRU, FLTRX, FLTRXP, FLTRXS Road Glide and 2018-2022 FLTRKSE, FLTRUSE and FLTRXSE CVO Road Glide

770796 Ignition switch cover, black (OEM 25700870)



GAS TANKS

The zinc-chromate primer finish on some of our tanks is provided for the protection of the tanks during shipment and storage. It is not recommended as a primer finish for paint applications without proper surface preparation. As with any fuel tank, particularly one where custom paint is to be applied, all tanks must be pressure tested, then cleaned with tank cleaner and sealed with tank sealer before painting, to protect the final finish and prevent internal rust during winter storage. Fuel capacity is measured with tank in upright position, angle of parked bike will determine actual capacity of the fuel tank.

GAS CAP STYLES

Genuine Zodiac gas tanks including their brackets are made from the same or heavier gauge steel as genuine tanks, your guarantee for years and years of reliable service. Feel free to compare the weight of these quality products with cheap imitations.





ELECTRONIC DASH MOUNT INSTRUMENT



Electronic instrument with loads of programmable functions. Tachometer that also shows speed, total distance and trips in miles or kilometers. Has warning lights, fuel level indicator, clock, gear position, volt meter, selectable backlight color and intensity.

Fits the fuel tank dash on Dyna 2004-2011, Softail 2004-2010 and Road King 2004-2013

735156 AEE style combo instrument, black face (OEM 22100462)

735157 AEE style combo instrument, silver gray face (OEM 22100463)



4 INCH TACHOMETER



Electronic tachometer with orange pointer and 5,500 RPM red line has a 4" (101.6mm) diameter bezel and 3 1/2" (88.9mm) diameter housing. Other than stock replacement requires the separate purchase or custom fabrication of wiring and meter bracket.

Fits Sportster 2004-2013, Dyna 2004-2011, Touring 2004-2013 and Trike 2009-2013

735163 4" Tachometer, spun aluminum silver face (OEM 67522-04, 68941-04A)

735162 4" Tachometer, black face (OEM 67522-04, 68941-04A)



PERFORMANCE MACHINE PHATBAR INSTRUMENT HOUSINGS



These gauge relocation kits are designed to customize bikes with PM's Phatbar 3-piece T-bars using the PM top clamp retrofit kit. Handlebars are 1 1/4" (32mm) diameter, tapered to 1" at the handlebar control side. Comes complete with billet aluminum risers and top handlebar clamp that fits on Harley-Davidson models with telescopic front forks and regular 3 1/2" on-center riser mounts. These handlebars are ready for use with Throttle-By-Wire electronic throttle and also work with regular cable throttle. They feature PM's proprietary texture two-tone OPS finish.

Fits FXBB & FXBBS Street Bob 2018 to present, FXBR & FXBRS Breakout 2018 to present, FXDRS 2019-2020, FXST Standard 2020 to present, FXRST Low Rider El Diablo 2022 and FXLRST Low Rider ST 2022 to present
757895 Digital gauge relocation kit, black OPS

Fits with a 4" (102mm) round speedo on most Harley 2008 to present

757896 Round gauge relocation kit, black OPS
757897 Warning light relocation kit, black OPS

Top clamp retrofit kit required for PM 3-piece T-bars

757919 Black OPS
757920 Gold OPS

12" (30.5cm) total rise 3-piece T-bars (9" risers and 3" rise handlebar)

B=33cm, C=81cm, D=15cm, E=16.5cm, F=7.6cm

758106 PM 3-piece T-bars for external wiring, black OPS

758107 PM 3-piece T-bars for external wiring, gold OPS

758108 PM 3-piece T-bars for internal wiring, dimple style B, black OPS

758109 PM 3-piece T-bars for internal wiring, dimple style B, gold OPS



ELECTRONIC BAR MOUNT SPEEDO AND TACHO COMBO



Electronic instrument with loads of programmable functions. Tachometer that also shows speed, total distance and trips in miles or kilometers. Has warning lights, fuel level indicator, clock, gear position, volt meter, selectable backlight color and intensity.

Fits Sportster 2004-2013, FXCW & FXCWC 2008-2010 and Dyna 2004-2011 with fork mounted speedo

735158 AEE style combo instrument, black face

735159 AEE style combo instrument, silver gray face



INTERNAL LOCK WASHERS ASSORTMENT



Complete assortment of total 10 sizes (#6 to 5/8"), 400 pieces internal lock washers. All sizes can be ordered in individual refill packs.

235010 Assortment tray (400 pieces)

Refill packs (for tray ZPN235010)

	Size	Pack quant.
235011	#6	50
235012	#8	50
235013	#10	50
235014	1/4"	50
235015	5/16"	50
235016	3/8"	50
235017	7/16"	25
235018	1/2"	25
235019	9/16"	25
235020	5/8"	25





BATWING ADJUSTABLE AIR DEFLECTORS

NEW

These adjustable air deflectors are stock replacement on the BatWing fairing on 2014 to present Electra Glide, Ultra Limited and Tri Glide. These deflectors are a great accessory for 2014 to present 103, 110 and 114CI Street Glide and 2018-2022 117CI Street Glide. They come complete with brackets and hardware for a quick and easy installation.

Fits all 2014-style Batwing fairings on 2014 to present Touring and Trike

770784 Batwing adjustable air deflectors, black (OEM 57000529)

770785 Batwing adjustable air deflectors, dark smoke (OEM 57000529)



FXR POLICE STYLE FAIRING FOR TWIN CAM DYNA AND MILWAUKEE EIGHT SOFTAIL

NEW

Styled after the original FXR Police fairing, this fiberglass fairing comes complete with smoke screen, clear headlight lens cover and mounting hardware. Fairing body is unpainted, mounting brackets have a black painted finish. Unfortunately, the lens cover is not EU compliant but no problem to ride without it. Takes standard 7" headlight unit.

770875



Fits Dyna 2006-2017 with 49mm front fork

770883 FXR Police style fairing, Dyna



Fits FXLR Low Rider 2018-2020 and FXBB & FXBBS Street Bob 2018 to present


770875 FXR Police style fairing, FXLR, FXBB & FXBBS

Fits FXLRST Low Rider ST 2022 to present and FXRST El Diablo 2022

770733 FXR Police style fairing, FXLRST & FXRST



770875



BATWING INNER DASH

NEW

Stock replacement inner fairing dash is made from ABS plastic and has a Vivid black or carbon look finish.

Fits all 2014-style Batwing fairings on 2014 to present Touring and Trike

770743 Batwing inner fairing dash, carbon fiber looks (OEM 70900392)

770742 Batwing inner fairing dash, Vivid black (OEM 70900392DH)

SIDEVALVE TAPPET BLOCK TOOL

NEW



To remove tappet guides from Sidevalve engines can be a pain in the you-know-where. This replica from the OEM tool is a real pain reliever. Does not work on K models.

Works on D models 1929-1932, G models 1932-1973, R models 1932-1936, U models 1937-1948, V models 1930-1936 and W models 1937-1953

734954 Sidevalve tappet block puller tool (OEM 11960-38, 95727-38)



FOUR-BAR LUGGAGE RACK FOR TOURING

NEW



Re-design from the classic four-bar luggage rack flows with the long and lean lines of today's rides. Comes with Stealth-style hidden hardware to enhance the clean design.

Fits FLHX Street Glide 2006-2008, also fits Electra Glide, Road King and Road Glide 1999-2008 when turn signal and license plate holder are relocated

735144 Four-Bar luggage rack, chrome (OEM 53938-04)



CATALOG CORRECTION



RBS ALUMINUM OIL LINE FITTINGS FOR TWIN CAM SOFTAIL

This complete set of oil line fittings is a must when you want to install an oil cooler on a Twin Cam Softail. Fits all Twin Cam Softail 2000-2017. Contains 3 fittings per set.

721939 Black anodized

