



# PRODUCT NEWS

ISSUE 44 • 36 • MAY 2024



**AMENDMENT EXHAUSTS FOR RH SPORTSTER** 2-step performance system for anti-reversion, full range torque and optimal horsepower [Read more inside 36-006](#)



**FUEL FRIEND CANISTER HOLDERS** The Zodiac-exclusive Texas Leather real leather Fuel Friend canister holders are available for either one liter or one-and-a-half liter [Read more inside 36-029](#)



**KEN'S FACTORY NEXT LEVEL C-THRU AIR CLEANERS** Billet aluminum air cleaners that increase horsepower and torque, while the clear polycarbonate top allows you to view [Read more inside 36-014](#)



**REPLICA OBSOLETE DECALS BY RUST IS GOLD CO.** The enthusiasts of the Belgian Rust Is Gold Co. have spared time nor effort nor expenses [Read more inside 36-026](#)



**S&S MK136 ENGINE FOR MILWAUKEE EIGHT TOURING** The next generation of Proven Performance for your 2017 & newer Milwaukee Eight powered [Read more inside 36-016](#)



**2-INTO-1 EXHAUST SYSTEM FOR INDIAN CHIEF** Complete 2-into-1 exhaust system with 4" (101mm) diameter black ceramic coated stainless steel [Read more inside 36-006](#)



**CIRO HIGH CALIBER FLEXIBLE ANTENNAS**



The Ciro High Caliber Flexible Antenna is the perfect accessory to replace that long ugly whip antenna. The sleek bullet styling looks great with any bike and the rubber molded flexible base saves you from bends or breaks. Works for AM and FM band and fits the stock antenna base.



**Fits all 1989 to present Touring and Trike**  
**754364** Flexible 12" (30.5cm) antenna, black  
**754365** Flexible 12" (30.5cm) antenna, chrome

**Fits all 1989 to present Touring and Trike, 2014 to present Indian Chieftain, Roadmaster & Challenger and 2010-2017 Victory Cross Country, Cross Country Tour and Magnum**  
**754366** Flexible 8" (20.3cm) antenna, black  
**754367** Flexible 8" (20.3cm) antenna, chrome

**CHOP, RIDE & PARTY TWO PERCENTER ROADBOOKS**



A series of books from Dutch hardcore chopper fanatic and author Ton 'Beer' Beerepoot, formerly known as Grizzly. In these multi page hardcover 8.5"x10.9" (21.7x27.7cm) books that read like old school magazines Beer tries to document and promote the exciting chopper lifestyle. Worldwide but with a focus on Europe. A fast growing biker lifestyle that comes close to the one from the seventies and is all about fun and making life more beautiful. These high quality books are loaded with killer photos, stories and everything else you need to know about the two percent of all bikers that still ride and built choppers.

- 770000** Chop, Ride & Party Two Percenter Roadbook Nr. 1, 2017
- 770001** Chop, Ride & Party Two Percenter Roadbook Nr. 2, 2018
- 770002** Chop, Ride & Party Two Percenter Roadbook Nr. 3, 2019
- 770003** Chop, Ride & Party Two Percenter Roadbook Nr. 4, 2020
- 770004** Chop, Ride & Party Two Percenter Roadbook Nr. 5, 2021
- 770005** Chop, Ride & Party Two Percenter Roadbook Nr. 6, 2022
- 770006** Chop, Ride & Party Two Percenter Roadbook Nr. 7, 2023
- 770007** **NEW** Chop, Ride & Party Two Percenter Roadbook Nr. 8, 2024

**LE PERA KICKFLIP SOLO FOR SPORTSTER**



This is the seat that every adventurous rider would be stoked to own. The maximized back support and ample 11" (28cm) wide seating area offer plenty of options for riding - or showing off - at a moment's notice.

**Fits 2004-2006 XL Sportster and 2010-2022 XL Sportster**

- 755521** Kickflip Solo Seat, Basket Weave
- 755522** Kickflip Solo Seat, Diamond Stitch
- 755523** Kickflip Solo Seat, Pleated
- 755524** Kickflip Solo Seat, Pleated Gripp Tape

**Fits 2007-2009 XL Sportster**

- 755541** Kickflip Solo Seat, Basket Weave
- 755542** Kickflip Solo Seat, Diamond Stitch
- 755543** Kickflip Solo Seat, Pleated
- 755544** Kickflip Solo Seat, Pleated Gripp Tape

**LE PERA KICKFLIP DADDY LONG LEGS SOLO FOR TOURING**



This is the seat that every adventurous rider would be stoked to own. The maximized back support and ample 12 1/2" (32cm) wide seating area offer plenty of options for riding - or showing off - at a moment's notice. The Daddy Long Legs version puts you 2" (5cm) further back in the seat.

- 755516** Kickflip Daddy Long Legs Solo Seat, Basket Weave
- 755517** Kickflip Daddy Long Legs Solo Seat, Diamond Stitch
- 755518** Kickflip Daddy Long Legs Solo Seat, Diamond Stitch Gripp Tape
- 755519** Kickflip Daddy Long Legs Solo Seat, Pleated
- 755520** Kickflip Daddy Long Legs Solo Seat, Pleated Gripp Tape



## LE PERA TAILWHIP FOR SPORTSTER



If it's more comfort for the passenger or just another platform to let your adventurous side explore, the whipped-up tail will give you what you are looking for! Has 10 1/2" (27cm) wide driver seating and 6 1/2" (16.5cm) wide passenger seating.

**Fits all 2004-2006 and 2010-2022 XL Sportster**

- 755547** Tailwhip seat, Basket Weave
- 755548** Tailwhip seat, Double Diamond stitch
- 755549** Tailwhip seat, Pleated

## LE PERA TAILWHIP FOR FXR



If it's more comfort for the passenger or just another platform to let your adventurous side explore, the whipped-up tail will give you what you are looking for! Has 10 1/2" (27cm) wide driver seating and 6 1/2" (16.5cm) wide passenger seating.

**Fits all 1982-2000 FXR**

- 755525** Tailwhip seat, Basket Weave
- 755526** Tailwhip seat, Double Diamond stitch
- 755527** Tailwhip seat, Diamond stitch
- 755528** Tailwhip seat, Pleated

## LE PERA TAILWHIP FOR TOURING



This is the 2-up version of Le Pera's Kickflip seat. it's more comfort for the passenger or just another platform to let your adventurous side explore, the whipped-up tail will give you what you are looking for. Standard and Daddy Long Leg seats give the driver a 12 1/2" (32cm) wide seating area, and the passenger 7 1/2" (19cm) wide seating area. The Daddy Long Legs version puts the driver 2" (5cm) further back in the seat. The Up Front version gives the driver a 11 3/4" (30cm) wide seating area.

**Fits all 2008 to present Touring**

- 755505** TailWhip Seat, Basket Weave
- 755506** TailWhip Seat, Pleated
- 755507** TailWhip Seat, Double Diamond stitch
- 755508** TailWhip Seat, Chestnut Double Diamond stitch
- 755509** TailWhip Daddy Long Legs Seat, Basket Weave
- 755510** TailWhip Daddy Long Legs Seat, Pleated
- 755511** TailWhip Daddy Long Legs Seat, Double Diamond
- 755512** TailWhip Up Front Seat, Basket Weave
- 755513** TailWhip Up Front Seat, Pleated
- 755514** TailWhip Up Front Seat, Double Diamond Stitch
- 755515** TailWhip Up Front Seat, Chestnut Double Diamond Stitch



## LE PERA TAILWHIP FOR LOW RIDER & SPORT GLIDE



This is the 2-up version of Le Pera's Kickflip seat. it's more comfort for the passenger or just another platform to let your adventurous side explore, the whipped-up tail will give you what you are looking for. Seats give the driver a 12 1/4" (31cm) wide seating area, and the passenger 7" (18cm) wide seating area. The Daddy Long Legs version puts the driver 2" (5cm) further back in the seat. The Up Front version puts you more to the front, which is great for riders that have shorter than average legs.



**Fits 2018-2020 FXLR Low Rider, 2020 to present FXLRS & FXLRST Low Rider, 2022 FXRST EI Diablo and 2018 to present FLSB Sport Glide**

- 755529** TailWhip Seat, Basket Weave
- 755530** TailWhip Seat, Double Diamond stitch
- 755531** TailWhip Seat, Chestnut Double Diamond stitch
- 755532** TailWhip Seat, Gripp Double Diamond stitch
- 755533** Tailwhip Daddy Long Legs Seat, Double Diamond Stitch
- 755534** TailWhip Seat, Pleated
- 755535** TailWhip Seat, Gripp Pleated
- 755536** TailWhip Seat, Track Pleated
- 755537** TailWhip Up Front Seat, Basket Weave
- 755538** TailWhip Up Front Seat, Double Diamond Stitch
- 755539** TailWhip Up Front Seat, Chestnut Double Diamond Stitch
- 755540** TailWhip Up Front Seat, Pleated

OLD PAN STYLE BUDDY SEATS



742665+742666



These old style seat post mounted buddy seats are exact reproductions of the good-old 2-up Pan style saddles. They feature steel base plates and the finest grade of genuine cowhide available. Fits 3- and 4-speed Big Twin, 45CI Solo and Servi Car.



742662



742664



742665



742661

- 742661** Pan style buddy seat, 1929-1952 style without skirt, black (OEM 11240-29D, 52501-29)
- 742662** Pan style buddy seat, 1948-1956 Panhead style, black (OEM 52503-48)
- 742663** Pan style buddy seat, 1939-1940 fringed style, black (OEM 11240-39)
- 742664** Pan style buddy seat, 1936-1951 style with skirt, black
- 742665** Pan style buddy seat, 1929-1952 style without skirt, brown
- 742666** Chrome buddy seat hand rail (OEM 91574-58A, 91575-49B)
- 789696** Buddy seat handles, pair, 1933-1952 WL, 1933-1936 VL, 1937-1948 UL, 1936-1952 EL and 1941-1957 FL (OEM 13306-33C, 52547-33)



742666



789696

BUDDY SEAT MOUNT KITS FOR VINTAGE MODELS



782133



782134



All bits and pieces in convenient kits for use with the 2-up Buddy Seats and most Police style seats on vintage models to improve comfort when riding with a pillion passenger. Auxiliary seat spring kits contain the folding parts that are bolted to the frame. The seat spring clip kit contains the parts that are bolted to the rear of the seat.

- 789690** Auxiliary seat spring kit for 1933-1952 45CI Solo models (OEM 13327-33B, 52562-33). Contains yoke bar (OEM 13327-41, 52565-41), seat spring clamp set (OEM 13331-41, 52579-41), chrome seat springs (OEM 13322-33, 52575-33), parkerized spacers (OEM 3503-36C, 62581-36) and fasteners
- 789694** Auxiliary seat spring kit for 1965-1984 FL models. Contains chrome 5" seat springs (OEM 52575-65), black auxiliary spring buddy seat brackets (OEM 52583-68), black spring catch brackets (OEM 52586-68) and fasteners
- 789695** Auxiliary seat spring kit for 1965-1978 FL models, can also be used on 1979-1984 models. Contains cross bar stud with spacers (OEM 52605-65), spring mounts (OEM 52577-65AL), seat spring mount kit (OEM 52608-65), yoke (OEM 52596-65) and fasteners
- 745348** Auxiliary seat spring kit for 1933-1952 45CI Solo models (OEM 13327-33B, 52562-33). Contains yoke bar (OEM 13327-41, 52565-41), seat spring clamp set (OEM 13331-41, 52579-41), black seat springs (OEM 13322-33, 52575-33), parkerized spacers (OEM 3503-36C, 62581-36) and fasteners
- 782134** Seat spring clip kit, Big Twin style, can also be used on 45CI's. Contains spring clips (OEM 13311-36, 52596-36 & 13313-36, 52600-36), seat bar mount plates (OEM 13314-36, 52543-36) and fasteners
- 789741** Yoke hook and plate set, Big Twin style, can also be used on 45CI's. Contains parkerized yoke hook (OEM 13342-38, 52588-38) and raw steel plate (OEM 52588-38)
- 789742** Yoke hook, chrome, Big Twin style, can also be used on 45CI's (OEM 13342-38, 52588-38)
- 789740** Buddy seat nose bracket for 1937-1984 Big Twin (OEM 13301-36, 52551-36)
- 782133** Auxiliary seat spring kit for 1936-1952 EL, 1941-1957 FL and 1937-1948 UL, black (OEM 13327-36A, 52560-36). Contains spring yoke (OEM 13327-36, 52567-36), support bracket (OEM 13331-36, 52581-36), springs (OEM 13322-33, 52575-33) and fasteners
- 789692** Auxiliary seat spring kit for 1936-1952 EL, 1941-1957 FL and 1937-1948 UL, chrome (OEM 13327-36A, 52560-36). Contains spring yoke (OEM 13327-36, 52567-36), support bracket (OEM 13331-38, 52581-36), springs (OEM 13322-33, 52575-33) and fasteners
- 789693** Auxiliary seat spring kit for 1958-1964 FL models. Contains chrome seat springs (OEM 52575-58), spring mount stud (OEM 52602-58), spring rod nuts (OEM 52605-58), spacers (OEM 52606-58) and fasteners

## OLD STYLE LEATHER SOLO SADDLES



720094



720095



720096



762642



These old style solo saddles are exact reproductions of the OEM saddles on 45CI Solo & Servi-Car and EL, FL & VL Big Twin. Seat base plates are made of steel. Saddles are covered with the finest grade of cow hide available, well waterproofed and practically wear proof. Saddles come complete with base plate nuts and washers to mount to stock seat plunger, seat tee and seat springs. If installed on later models custom brackets must be made.



742669

- 720094** Solo saddle brown, without skirt (OEM 3181-36)
- 742668** **NEW** Solo saddle light brown, without skirt (OEM 3181-36)1
- 720095** Solo saddle black, without skirt (OEM 3181-25 & 52004-25)
- 720096** Deluxe solo saddle, 1954 style, black (OEM 52004-54)
- 762642** Deluxe solo saddle, 1947 style, black (OEM 3181-47, 52006-47)
- 742667** **NEW** Deluxe solo saddle, 1939 style, black (OEM 3181-39)
- 742669** **NEW** Solo saddle black, without skirt and no vent holes in base plate (OEM 3181-25 & 52004-25)

## FREEDOM PERFORMANCE INDEPENDENCE EXHAUSTS FOR RH SPORTSTER



- 2-step performance system for anti-reversion, full range torque and optimal horsepower
- 2 1/2" Outer Diameter, full 220 degrees one-piece 16 gauge heavy-duty heat shields

- Complete with mounting hardware and brackets
- Hot Rod sound, removable baffles, quiet style available

### Fits Nightster RH975 & RH975S 2022 to present

- 794854** Chrome system with chrome Slash Cut end caps
- 794855** Chrome system with sculpted black Slash Cut end caps
- 794856** Chrome system with all black Slash Cut end caps
- 794857** Chrome system with sculpted gold Slash Cut end caps
- 794858** Chrome system with gold Slash Cut end caps
- 794859** Black system with chrome Slash Cut end caps
- 794860** Black system with sculpted black Slash Cut end caps
- 794861** Black system with/ all black Slash Cut end caps
- 794862** Black system with sculpted gold Slash Cut end caps
- 794863** Black system with gold Slash Cut end caps
- 794864** Chrome system with chrome Star end caps
- 794865** Chrome system with sculpted black Star end caps
- 794866** Chrome system with all black Star end caps
- 794867** Chrome system with sculpted gold Star end caps
- 794868** Chrome system with gold Star end caps
- 794869** Sistema negro con tapas finales Star cromada
- 794870** Black system with sculpted black Star end caps
- 794871** Black system with all black Star end caps
- 794872** Black system with sculpted gold Star end caps
- 794873** Black system with gold Star end caps
- 735932** Quiet baffles

### Fits Sportster S RH1250S 2021 to present

- 794882** Chrome system with chrome Slash Cut end caps
- 794883** Chrome system with sculpted black Slash Cut end caps
- 794884** Chrome system with all black Slash Cut end caps
- 794885** Chrome system with sculpted gold Slash Cut end caps
- 794886** Chrome system with gold Slash Cut end caps
- 794887** Black system with chrome Slash Cut end caps
- 794888** Black system with sculpted black Slash Cut end caps
- 794889** Black system with all black Slash Cut end caps
- 794890** Black system with sculpted gold Slash Cut end caps
- 794891** Black system with gold Slash Cut end caps
- 794892** Chrome system with chrome Star end caps
- 794893** Chrome system with sculpted black Star end caps
- 794894** Chrome system with all black Star end caps
- 794895** Chrome system with sculpted gold Star end caps
- 794896** Chrome system with gold Star end caps
- 794897** Black system with chrome Star end caps
- 794898** Black system with sculpted black Star end caps
- 794899** Black system with all black Star end caps
- 795200** Black system with sculpted gold Star end caps
- 795201** Black system with gold Star end caps
- 735932** Quiet baffles



794854



794855



794856



794857



794858



794859



794860



794861



794862



794863



794864



794865



794866



794867



794868



794869



794870



794871



794872



794873



735932

V-PERFORMANCE 2-INTO-1 EXHAUST SYSTEM FOR INDIAN CHIEF



Complete 2-into-1 exhaust system with 4" (101mm) diameter black ceramic coated stainless steel muffler with a black ceramic coated Revolver style aluminum end cap. System has brushed stainless steel headers which are partially covered with carbon fiber heat shields. The E-approval makes the exhaust street legal all over the European community.

**754882** V-Performance 2-into-1, black, 2022 to present Indian Chief and Super Chief

FREEDOM PERFORMANCE AMENDMENT EXHAUSTS FOR RH SPORTSTER



- 2-step performance system for anti-reversion, full range torque and optimal horsepower
- 2 1/2" Outer Diameter, full 220 degrees one-piece 16 gauge heavy-duty heat shields
- Complete with mounting hardware and brackets
- Hot Rod sound, removable baffles, quiet style available

**Fits RH975 & RH975S Nightster 2022 to present**

**794874** Amendment Side Slash system, chrome

**794877** Amendment Side Slash system, black

**735932** Quiet baffles

**Fits RH1250S Sportster S 2021 to present**

**795202** Amendment Side Slash system, chrome

**795205** Amendment Side Slash system, black

**735932** Quiet baffles



FREEDOM PERFORMANCE DECLARATION EXHAUST SYSTEMS FOR RH SPORTSTER



- 2-step performance system for anti-reversion, full range torque and optimal horsepower
- 2 1/2" Outer Diameter, full 220 degrees one-piece 16 gauge heavy-duty heat shields
- Complete with mounting hardware and brackets
- Hot Rod sound, removable baffles, quiet style available

**Fits Nightster RH975 & RH975S 2022 to present**

**794878** Declaration Turnout system, chrome

**794881** Declaration Turnout system, black

**735932** Quiet baffles

**Fits Sportster S RH1250S 2021 to present**

**795206** Declaration Turnout system, chrome

**795209** Declaration Turnout system, black

**735932** Quiet baffles



LOWBROW CUSTOMS WING STYLE WELD-ON TABS



Weld-on Wing Tabs are made from 1/8" (3.18mm) cold rolled mild steel, CNC laser cut with a 5/16" (7.94mm) hole, but with enough material to drill out to a larger size. Sold in sets of four.

**790116** Weld-on Wings Tabs, 4-pack

## TWO BROTHERS RACING EXHAUST FOR RH975 NIGHTSTER



Stainless-Steel 2-into-1 system with removable baffle is lighter than stock and features full length heat shields and Carbon Fiber end cap. Constructed from mandrel bent stainless steel tubing and TIG welds done by hand.




**Fits 2022 to present RH975 Nightster and RH975S Nightster S All 2021 and later European models (Euro 5) require eliminators ZPN 744444 for the rear O2 sensors and digital tuning with Diag4Bike or similar to disable related CEL (Check Engine Light) and DTC's (Digital Trouble Code)**

**753246** TBR 2-into-1 exhaust, brushed stainless

**753247** TBR 2-into-1 exhaust, ceramic black stainless



## CIRO MACHETE LIGHTS FOR STRETCHED HARD BAGS



The **Ciro Machete LED Lights** are function and style in one stealthy package. These lights feature a smoked, shatterproof, poly-carbonate lens with built-in optics with red run, red brake and red turn signals to create an eye-catching bar of light below your saddlebags. These lights are designed with aggressive riding in mind and the low profile housing maintains plenty of ground clearance while cornering. Easy to install, requires no drilling and features Plug-N-Play wiring harness.

Fits the stretched hard bags as stock on 2018-2023 FLHXS Street Glide Special, 2015-2022 FLHXSE CVO Street Glide, 2018-2023 FLTRXS Road Glide Special, 2018-2019 FLTRXSE CVO Road Glide and 2017 to present FLHRXS Road King Special. Can also be used on most 1993-2013 and 2014 to present aftermarket stretched bags  
**777340** **Ciro Machete lights**



**Optional wiring harness 754387** Use to install ZPN 777340 lights on 1993-2013 Touring

## STOCK REPLACEMENT O2, OXYGEN OR LAMBDA SENSORS



These USA made O2 (Oxygen) sensors (also known as Lambda sensors) meet or exceed factory specifications and feature extra high temperature dual shield ends. They come pre-wired with the connectors installed for a direct fit without any modifications. Sold each.

	Brand	Front	OEM	Rear	OEM
XR Sportster 2008-2013	Cycle Pro	A. <b>747561</b>	27690-08	A. <b>747561</b>	27690-08
XL Sportster 2007-2013	Cycle Pro	B. <b>747465</b>	27719-07	B. <b>747465</b>	27719-07
XL Sportster 2007-2013	Walker Products	B. <b>770030</b> <small>NEW</small>	27719-07	B. <b>770030</b> <small>NEW</small>	27719-07
XL Sportster 2014-2022	Cycle Pro	C. <b>747560</b>	32700026	C. <b>747560</b>	32700026
XL Sportster 2014-2022	Walker Products	C. <b>770037</b> <small>NEW</small>	32700026	C. <b>770037</b> <small>NEW</small>	32700026
V-Rod 2008	Cycle Pro	D. <b>747467</b>	27703-08	D. <b>747467</b>	27703-08
V-Rod 2008	Walker Products	D. <b>770032</b> <small>NEW</small>	27703-08	D. <b>770032</b> <small>NEW</small>	27703-08
V-Rod 2009-2011	Cycle Pro	E. <b>747466</b>	27683-07	D. <b>747467</b>	27703-08
V-Rod 2009-2011	Walker Products	E. <b>770031</b> <small>NEW</small>	27683-07	D. <b>770032</b> <small>NEW</small>	27703-08
V-Rod 2012-2017	Cycle Pro	F. <b>747558</b>	32700005	H. <b>747559</b>	32700006
V-Rod 2012-2017	Walker Products	F. <b>770035</b> <small>NEW</small>	32700005	H. <b>770036</b> <small>NEW</small>	32700006
Dyna 2006-2011	Cycle Pro	E. <b>747466</b>	27683-07	E. <b>747466</b>	27683-07
Dyna 2006-2011	Walker Products	E. <b>770031</b> <small>NEW</small>	27683-07	E. <b>770031</b> <small>NEW</small>	27683-07
Dyna 2012-2017	Cycle Pro	F. <b>747558</b>	32700005	H. <b>747559</b>	32700006
Dyna 2012-2017	Walker Products	F. <b>770035</b> <small>NEW</small>	32700005	H. <b>770036</b> <small>NEW</small>	32700006
Softail 2007-2011	Cycle Pro	E. <b>747466</b>	27683-07	E. <b>747466</b>	27683-07
Softail 2007-2011	Walker Products	E. <b>770031</b> <small>NEW</small>	27683-07	E. <b>770031</b> <small>NEW</small>	27683-07
Softail 2012-2017	Cycle Pro	F. <b>747558</b>	32700005	H. <b>747559</b>	32700006
Softail 2012-2017	Walker Products	F. <b>770035</b> <small>NEW</small>	32700005	H. <b>770036</b> <small>NEW</small>	32700006
Softail 2018-2020	Cycle Pro	K. <b>747623</b> <small>NEW</small>	32700083	K. <b>747623</b> <small>NEW</small>	32700083
Softail 2018-2020	Walker Products	K. -	32700083	K. -	32700083
Touring 2007-2008	Cycle Pro	B. <b>747465</b>	27719-07	B. <b>747465</b>	27719-07
Touring 2007-2008	Walker Products	B. <b>770030</b> <small>NEW</small>	27719-07	B. <b>770030</b> <small>NEW</small>	27719-07
Touring 2009	Cycle Pro	B. <b>747465</b>	27719-07	E. <b>747466</b>	27683-07
Touring 2009	Walker Products	B. <b>770030</b> <small>NEW</small>	27719-07	E. <b>770031</b> <small>NEW</small>	27683-07
Touring 2010-2016	Cycle Pro	G. <b>747556</b>	27729-10	I. <b>747557</b>	27809-10
Touring 2010-2016	Walker Products	G. <b>770034</b> <small>NEW</small>	27729-10	I. <b>770033</b> <small>NEW</small>	27809-10
Touring 2017-2020	Cycle Pro	J. <b>747622</b> <small>NEW</small>	32700046	I. <b>747557</b>	27809-10
Touring 2017-2020	Walker Products	J. <b>770038</b> <small>NEW</small>	32700046	I. <b>770033</b> <small>NEW</small>	27809-10
Trike 2009	Cycle Pro	B. <b>747465</b>	27719-07	E. <b>747466</b>	27683-07
Trike 2009	Walker Products	B. <b>770030</b> <small>NEW</small>	27719-07	E. <b>770031</b> <small>NEW</small>	27683-07
Trike 2010-2016	Cycle Pro	B. <b>747465</b>	27719-07	I. <b>747557</b>	27809-10
Trike 2010-2016	Walker Products	B. <b>770030</b> <small>NEW</small>	27719-07	I. <b>770033</b> <small>NEW</small>	27809-10
Trike 2017-2020	Cycle Pro	J. <b>747622</b> <small>NEW</small>	32700046	I. <b>747557</b>	27809-10
Trike 2017-2020	Walker Products	J. <b>770038</b> <small>NEW</small>	32700046	I. <b>770033</b> <small>NEW</small>	27809-10

**BREAKOUT STYLE LED HEADLIGHT**



**NEW**

Direct replacement for the oval OEM headlight on 2018 to present FXBR Softail Breakout. The housing and unit are one-piece and IP67 waterproof. It is 182mm high, 155mm wide and 96mm deep, making it great for custom builds too. Unit has 6500K Super Bright White shock and vibration resistant LEDs for high beam, low beam and DRL, Daytime Running Light, shatterproof polycarbonate lens and is E-approved.

**Fits 2018 to present FXBR & FXBRS Softail Breakout**

**745495** LED Breakout headlight (OEM 67700344A)



**HALO 5 3/4" LED HEADLIGHT UNIT**



**NEW**

This E-approved LED headlight unit features high and low beam, as well as the Halo circle that you may use as Daytime Ride Lamp (DRL), city light or parking light. Fits most 5 3/4" headlight housings and has a standard 3-post H4 connector. Installation on CAN-BUS equipped models requires the separate purchase of ZPN 745493 adapter.

**747157** Halo 5 3/4" LED headlight unit

**745493** Adapter for LED headlight on models with CAN-BUS



**"THE BAR" NIGHTLIGHTER 5 3/4" LED HEADLIGHT UNIT**



**NEW**

Light your path with this DOT and E-approved headlight with 6000K high and low beam functions and the horizontal bar as Daytime Running Lamp (DRL) or parking light. Features a black die-cast aluminum housing and shatterproof polycarbonate lens, IP67 waterproof. Easy to install in most 5 3/4" headlight housings that have a standard H4 connector. Installation on CAN-BUS equipped models requires the separate purchase of ZPN 745493 adapter.

**747156** "The Bar" NightLighter 5 3/4" LED headlight unit

**745493** Adapter for LED headlight on models with CAN-BUS



**NIGHTLIGHTER PROTECTOR 5 3/4" LED HEADLIGHT UNIT**



**NEW**

State of the art lighting technology improves your vision. This DOT and E-approved headlight has 6000K long-life LEDs for high and low beam functions. Features a black die-cast aluminum housing and shatterproof polycarbonate lens, IP67 waterproof. Easy to install in most 5 3/4" headlight housings that have a standard H4 connector. Installation on CAN-BUS equipped models requires the separate purchase of ZPN 745493 adapter.

**745496** NightLighter Protector 5 3/4" LED headlight unit

**745493** Adapter for LED headlight on models with CAN-BUS





## 7" WRANGLER LED HEADLIGHT UNIT



**NEW**

This E-approved LED headlight unit features high and low beam and Daytime Ride Lamp (DRL) that can also be used as city light or parking light. Fits most 7" headlight housings and has a standard 3-post H4 connector. Installation on CAN-Bus equipped models requires the separate purchase of ZPN 745493 adapter.

**747155** Wrangler 7" LED headlight unit

**745493** Adapter for LED headlight on models with CAN-BUS

## 7" WRANGLER HALO LED HEADLIGHT UNIT



**NEW**

This E-approved LED headlight unit features high and low beam and a Halo that can be used as Daytime Ride Lamp (DRL), city light or parking light. Fits most 7" headlight housings and has a standard 3-post H4 connector. Installation on CAN-BUS equipped models requires the separate purchase of ZPN 745493 adapter.

**747154** Wrangler Halo 7" LED headlight unit

**745493** Adapter for LED headlight on models with CAN-BUS

## 7" VISOR HALO LED HEADLIGHT UNIT




**NEW**

This E-approved LED headlight unit features high and low beam and a Halo that can be used as Daytime Ride Lamp (DRL), city light or parking light. Has built-in chrome visors over the two central round projectors. Fits most 7" headlight housings and has a standard 3-post H4 connector. Installation on CAN-BUS equipped models requires the separate purchase of ZPN 745493 adapter.

**745497** Visor Halo 7" LED headlight unit

**745493** Adapter for LED headlight on models with CAN-BUS



## LED HEADLIGHT UNIT FOR ROAD GLIDE



**NEW**

Direct replacement for the OEM headlight unit has 6500K super bright white LED light that increases vision by 200%. Features shock and vibration resistant LEDs, shatterproof polycarbonate lens and is E-approved.

**Fits most 2015 to present Road Glide**

**745494** LED Road Glide headlight unit (OEM 67700199)



**CIRO TAC-10 LIGHT CANNONS WITH HALO DAYTIME RUNNING LIGHTS**



The TAC-10 Light Cannons with Vision X Lighting technology feature 10 watt high intensity LEDs that easily connect to your high beam circuit or wire directly to key on power. These 4"x4"x4" (10x10x10cm) drive lights throw impressive light at over 140 meters and also feature Halo rings that you can use as Daytime Running Lights, all build into strong and black powder coated aluminum housings. Sold in sets of two including hardware and Plug-n-Play wiring harness.



**Fits 2014-2023 FLHX Street Glide, FLHXS Street Glide Special & FLHXST Street Glide ST and 2015-2023 FLTRX Road Glide, FLTRXS Road Glide Special & FLTRXST Road Glide ST**

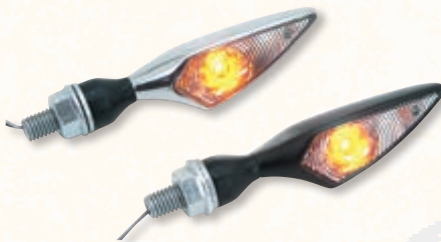
- 777335** TAC-10 Light Cannon kit for engine guard mount
- 777336** TAC-10 Light Cannon kit with front fork mounts with integrated Tie Down hooks



**KELLERMANN EU APPROVED MICRO RHOMBUS TURN SIGNALS**



Rhombus turn signals are waterproof and feature LED lighting and a "Longlife-Protection-Guard-Electronics" circuit. Rhombus lights are EU approved for use on motorcycles for front and rear use. Rhombus Extreme lights are EU approved for use on quads, cars and trailers, as well as for motorcycles, even fitted in a distance of only 2cm from the head light! There is even a "Stealth" version with a black housing and the lens dark as the night but super bright when working. Installation of LED type turn signals requires -except for models with a CAN-Bus system-, the use of an electronic turn signal flasher unit such as the ZPN 237304 or two Kellermann in-line resistors ZPN 742046 to retain the original flashing sequence. Resistors as well as turn signals are sold each.



**Rhombus Micro with M8 stud, 3" (7.5cm) long, 3/4" (2cm) high**

- 741720** Chrome Rhombus Micro turn signal, front/left or rear/right
- 742028** Stealth Rhombus Micro turn signal, black with dark lens, front/left or rear/right
- 742029** Stealth Rhombus Micro turn signal, black with dark lens, front/right or rear/left
- 741724** Polished Rhombus Micro turn signal, front/left or rear/right
- 741725** Polished Rhombus Micro turn signal, front/right or rear/left



**Rhombus Micro S with M5 stud, 1 3/8" (3.5cm) long, 1 7/16" (1.1cm) high**


- 745427** **NEW** Extreme Rhombus Micro S turn signal, black, front/left or rear/right
- 745428** **NEW** Extreme Rhombus Micro S turn signal, black, front/right or rear/left
- 745429** **NEW** Stealth Rhombus Micro S turn signal, black with dark lens, front/left or rear/right
- 745430** **NEW** Stealth Rhombus Micro S turn signal, black with dark lens, front/right or rear/left

- 745431** **NEW** Stealth Rhombus Micro S turn signal with built in brake- and taillight, black with dark lens, front/left or rear/right
- 745432** **NEW** Stealth Rhombus Micro S turn signal with built in brake- and taillight, black with dark lens, front/right or rear/left

**Accessories**

- 742046** Turn signal resistor
- 742098** Replacement rubber mount with M8 stud

**RICK'S ATTO FRONT TURN SIGNALS FOR LOWRIDER ST**



These black anodized aluminum housings feature E-approved Kellermann Atto turn signals. They bolt straight onto the OEM fairing bracket of Softail Low Rider ST and El Diablo. Strongly recommended to install together with Kellermann's i.Load load equalizer.



- 743823** Kellermann i.LOAD-IL1 load equalizer
- 770133** **NEW** Rick's Atto front turn signals for 2022 to present FXLRST and FXRST, pair

**CYRON LED RETROFIT SPOTLIGHT & DRIVE LIGHT BULBS**



Bright white 6000K beam Cree-LED with a 1050 Lumen output and only 20 Watt draw these "bulbs" fit in Harleys late style spotlights and drive lights, but also in many other applications

that use bulbs with a PG13 or PGJ13 base. Sold in pairs and a perfect match with the Cyron retrofit headlight bulb.

**789743** Retrofit LED spotlight bulbs, set of 2

## CRANKSHAFT POSITION SENSORS



Crankshaft Position Sensors (CPS) as found on many 1995 to present Harley-Davidson models.

### Fits 1995-1998 Fuel Injected Touring

**747586** Crank Position Sensor, Cycle Pro (OEM 32447-95)

**756241** Crank Position Sensor, V-Twin Mfg. (OEM 32447-95)

### Fits 1999 Touring and 1999 Dyna

**747591** Crank Position Sensor, Cycle Pro (OEM 32497-99)

**770047** **NEW** Crank Position Sensor, Walker Products (OEM 32497-99B)

### Fits 2000 Touring and 2000-2003 Dyna

**747587** Crank Position Sensor, Cycle Pro (OEM 32798-00B)

**756242** Crank Position Sensor, V-Twin Mfg. (OEM 32798-00B)

**770043** **NEW** Crank Position Sensor, Walker Products (OEM 32798-00B)

### Fits 2000 Softail

**747589** Crank Position Sensor, Cycle Pro (OEM 32707-00)

**770048** **NEW** Crank Position Sensor, Walker Products (OEM 32707-00B)

### Fits 2002-2017 V-Rod

**747590** Crank Position Sensor, Cycle Pro (OEM 32313-01A)

### Fits 2004-2005 Sportster

**747593** Crank Position Sensor, Cycle Pro (OEM 32804-04B)

**770046** **NEW** Crank Position Sensor, Walker Products, (OEM 32804-04B)

### Fits 2004-2005 Dyna

**747592** Crank Position Sensor, Cycle Pro (OEM 32798-04)

**770044** **NEW** Crank Position Sensor, Walker Products (OEM 32798-04)

### Fits 2001-2016 Touring, 2001-2017 Softail, 2006-2017 Dyna and 2006-2022 XL & XR Sportster

**747588** Crank Position Sensor, Cycle Pro (OEM 32707-01C)

**770042** **NEW** Crank Position Sensor, Walker Products (OEM 32707-01C)

**756292** Crank Position Sensor, S&S Cycle (OEM 32707-01C)

**756243** Crank Position Sensor, V-Twin Mfg. (OEM 32707-01C)

### Fits 2017 to present Touring, 2017 to present Trike and 2018 to present Softail

**770045** **NEW** Crank Position Sensor, Walker Products (OEM 32700048)

## FAIRING POWER Y-HARNESS




**NEW**



This harness may be required for the addition of multiple accessories to the front fairing power connector on 2014 to present Touring and Trike.

**754386** Fairing Power Y-Harness (OEM 69200921)

## ECO LINE HIGH-POWER IGNITION COILS



Eco Line High Power Dual Fire ignition coils in a compact housing that bolts straight into the stock location. These ignition coils are economically priced but offer 30,000 Volts that typically increases peak spark voltage by 20% or more. Improves starting, eliminates high speed miss fires and increases mileage and overall performance.

**Note:** Dual Fire ignitions have one set of breaker points or one pick up. Single Fire ignitions have two set of breaker points or two pick ups. A Dual Fire coil will not work with a Single Fire ignition and a Single Fire coil will not work with a Dual Fire ignition.

**Fits 6 volt applications, has 1.30hm primary resistance**

**748135** Style A, Black

**748139** Style C, Chrome

**Fits 1965-1979 models with point, early Prestolite, Dyna-S or other Dual Fire ignitions with mechanical advance. Coil has 5.0 Ohm primary resistance (OEM 31609-65A)**

**748143** Style B, Black

**748140** Style C, Chrome

**748136** Style D, Black

**770039** **NEW** Style D, Black

**Fits 1980-1984 Big Twin and Sportster with the stock V-Fire I or V-Fire II electronic ignition. Coil has 40hm primary resistance (OEM 31609-80)**

**748144** Style B, Black

**748141** Style C, Chrome

**748137** Style D, Black

**Fits 1985-1999 Evolution Big Twin, 1985-2003 Sportster (except 1998-2003 XL1200S) and Buell thru 2002 with stock or aftermarket Dual Fire ignition with electronic advance. Coil has 30hm primary resistance (OEM 31614-83)**

**748145** Style B, Black

**748142** Style C, Chrome

**748138** Style D, Black

## ELEKTRONIKBOX RFID OR FINGERPRINT KEYLESS IGNITION SWITCH



**NEW**




These keyless ignition switch solutions draw nearly no current in the standby mode and hereby saves your bikes battery power so you can start your bike even after not using it for months. The unit has two 20Amp load switches which control the power supply to the motorcycle and starter motor. All this is operated with just one switch button. Pressing the switch button once activates the power supply to the sending unit and, for the RFID version, automatically turns on the ignition if a registered electronic key is within range. The Fingerprint version is activated when your fingerprint is recognized. Pressing the button switch a second time activates the starter motor. The ignition is deactivated by shortly hitting the button switch again, which turns the unit off. The Easy RFID comes with one antenna and two RFID tags, the Easy FP comes with a 25mm threaded fingerprint sensor. When installed together with a control box from Elektronikbox there is no need to wire an extra button to the module. The units have an extra output what simulate the function of a start button, resulting that you can use your original start button at the bike also for the activation of the module. Comes complete with comprehensive installation manual.

**749494** Easy RFID Keyless Ignition Switch Module

**749493** Easy FP fingerprint Keyless Ignition Switch Module

## WIRING SOLUTIONS FOR CIRO PRODUCTS



Make installation of Cirolite lighted accessories easy using these plug-and-play connectors.

**754231** Wiring extensions for Cirolite 3-pin accessories

**754232** Wiring extensions for Cirolite 4-pin accessories

**Front connectors**  
Make it easy to install any combination of two Cirolite lighted accessories on any 2014 to present Touring

**754384** **NEW** Front End Lighting 2-way connectors, two-pack

**Rear connectors**  
Make it easy to install any combination of two or more Cirolite lighted accessories on the rear of any 2014 to present Touring

**754233** Rear end 2-way connectors, two-pack

**754385** **NEW** Rear end 4-Way connectors, two-pack

## ECO LINE HIGH PERFORMANCE IGNITION COILS




Eco Line high performance ignition coils have a slightly lower primary resistance as the stock coils and give more than 50mJ and over 40,000 volts. This results in more power, better fuel economy and cleaner spark plug tips for a better running engine. Coils for Delphi Fuel injected models feature Ion sense feedback for perfect compatibility with the stock Harley Electronic Control Module.

- A 748147** Fits 1998-2003 XL1200S with dual plugged heads (OEM 31646-98)
- B 748129** Fits 1995-1998 Magneti Marelli Fuel Injected Touring (OEM 31639-95)
- C 748128** Fits 1999-2001 Magneti Marelli Fuel Injected Touring & 1999-2002 Buell (OEM 31639-99)
- D 748130** Fits 2004-2006 Sportster, all 1999-2006 carburetor equipped Dyna & FLH/FLT Touring, and all 2000-2006 carburetor equipped Softail (OEM 31655-99)
- E 748132** Fits 2002-2006 Fuel Injected Touring, all 2001-2006 Fuel Injected Softail, 2012-2017 FLS Softail Slim and 2005-2011 Fuel Injected Dyna (OEM 31743-01)
- F 770040** **NEW** Fits 2007-2022 XL Sportster and 2008-2013 XR Sportster (OEM 31656-07)
- F 748133** Fits 2007-2022 XL Sportster and 2008-2013 XR Sportster, Performance version (OEM 31656-07)

- G 770041** **NEW** Fits all 2008-2016 Touring, 2007-2017 Dyna and Softail, except FXCW & FXCWC Rocker, FXS BlackLine and FXSB Breakout (OEM 31696-07A)
- G 748134** Fits all 2008-2016 Touring, 2007-2017 Dyna and Softail, except FXCW & FXCWC Rocker, FXS BlackLine and FXSB Breakout (OEM 31696-07A)
- H 748148** Fits 2008-2010 FXCW and FXCWC Rocker (OEM 31684-08)
- I 748149** Fits 2011 FXCWC Rocker, 2011-2013 FXS Blackline and 2013-2017 FXSB Breakout (OEM 31684-11)
- J 748127** Fits all 2002-2017 V-Rod, 2 needed per bike (32477-01A)
- K 748126** Fits all 2017 to present Touring & Trike (OEM 31600017)

## ENGINE TEMPERATURE SENSOR



**STANDARD** **CYCLE PRO** **WALKER**  
Stock replacement engine temperature sensor as found on Fuel Injected 1999-2016 Touring, 2009-2016 Trike, 2004-2017 Dyna & 2001-2017 Softail.

- 721999** Engine temperature sensor, Standard Motor Products (OEM 32446-99)
- 701398** Engine temperature sensor, Cycle Pro (OEM 32446-99)
- 770050** **NEW** Engine temperature sensor, Walker Products (OEM 32446-99)

## KEN'S FACTORY NEXT LEVEL TIMER COVERS



Timer covers are often referred to as "Points Cover" from the old days when engines had points ignition. These billet aluminum covers fit on the right front of your engine, that's for sure.

### Fits 1999-2017 Twin Cam

- 777200** Raw machined aluminum
- 777201** Black anodized
- 777202** Gold anodized
- 777203** Red anodized

### Fits 2017 to present Milwaukee Eight

- 777204** Raw machined aluminum
- 777205** Black anodized
- 777206** Gold anodized
- 777207** Red anodized

## COOLANT TEMPERATURE SENSOR FOR V-ROD & TWIN COOLED TWIN CAM



Stock replacement coolant temperature sensor for all V-Rod 2002-2017 and 2014-2015 Twin Cooled Twin Cam Touring & Trike.

- 701392** Temperature sensor, Standard Motor Products (OEM 32315-01, 32700028)
- 701399** Temperature sensor, Cycle Pro (OEM 32315-01, 32700028)
- 770049** **NEW** Temperature sensor, Walker Products (OEM 32315-01, 32700028)

## TPS - THROTTLE POSITION SENSORS



The throttle position sensor on your throttle body transmits position information to the Electronic Control Module (ECM). It consists of mechanical parts which may become worn and require replacement. A malfunctioning throttle position sensor will relay bad data to your ECM and usually results in poor fuel economy. All our TPS sensors meet or exceed factory specifications.

### Fits Magneti Marelli Fuel Injection equipped 1995-2001 Touring

- 747570** TPS sensor for Magneti Marelli, Cycle Pro (OEM 27271-95)

### Fits cable operated Delphi Fuel Injection on 2007-2022 XL & XR Sportster, 2001-2005 Softail, and 2002-2005 Touring

- 722161** TPS sensor, Standard Motor Products (OEM 27629-01A)
- 747571** TPS sensor, Cycle Pro (OEM 27629-01A)
- 770052** **NEW** TPS sensor, Walker Products (OEM 27629-01A)

### Fits cable operated Delphi Fuel Injection on 2006-2015 Softail, 2006-2007 Touring and 2006-2017 Dyna

- 701391** TPS sensor, Standard Motor Products (OEM 27659-06)
- 747572** TPS sensor, Cycle Pro (OEM 27659-06)
- 770051** **NEW** TPS sensor, Walker Products (OEM 27659-06)
- 748805** O-ring only, 10-pack, Cometic

### Fits cable operated Delphi Fuel Injection on 2002-2017 V-Rod

- 747573** TPS sensor, Cycle Pro (OEM 27975-01)

## STOCK REPLACEMENT FUEL INJECTORS



**NEW**



Most fuel injectors have a colored identification band. When the injectors on your motorcycle have a different color as listed below it is very much likely that yours are High Performance injectors with a greater-than-stock flow rate. Flow rate changes require reprogramming of your ECM.

### Fits 2007-2022 XL & XR Sportster

- 747579** Fuel injectors, blue band, 3.8 grams/sec., pair, Cycle Pro (OEM 27706-07A)
- 770062** Fuel injector, blue band, 3.8 grams/sec., each, Walker Products (OEM 27706-07A)

### Fits 2002-2017 V-Rod

- 747578** Fuel injectors, green band, 5.1 gram/sec., pair, Cycle Pro (OEM 27665-01A)
- 770061** Fuel injector, 5.1 gram/sec., each, Walker Products (OEM 27665-01A)

### Fits 2001-2005 Softail, 2016-2017 Softail, 2002-2005 Dyna, 2017 Dyna 110CI, 2002-2005 Touring, 2008-2016 Touring and 2009-2016 Trike

- 722018** Fuel injector, white band, 4.3 grams/sec., each, Standard Motor Products (OEM 27609-01B)
- 747577** Fuel injectors, white band, 4.3 grams/sec., pair, Cycle Pro (OEM 27609-01B, 27609-04)
- 770060** Fuel injector, 4.3 grams/sec., each, Walker Products (OEM 27609-01B)

### Fits 2006-2015 Softail 88, 96 & 103CI, 2006-2017 Dyna 88, 96 & 103CI and 2006-2007 Touring 88, 96, 103 & 110CI

- 747468** Fuel injectors, 3.91 grams/sec., pair, Cycle Pro (OEM 27625-06, 27709-06A)
- 770063** Fuel injector, 3.91 grams/sec. each, Walker Products (OEM 27625-06, 27709-06A)

### Fits 2017 to present Touring, 2017 to present Trike and 2018 to present Softail

- 747469** Fuel injectors, 4.4 grams/sec., pair, Cycle Pro (OEM 27400015 & 27400040)
- 770058** Fuel injector, 4.4 grams/sec., each, Walker Products (OEM 27400015 & 27400040)

## BAROMETRIC PRESSURE SENSOR FOR MARELLI EFI



Stock replacement for the sensor that is fitted to the back of the ECM mounting bracket.

### Fits 1995-1998 Magneti Marelli fuel injection equipped FLHR & FLHRC Road King, FLHTC Electra Glide, FLHTCU Ultra, FLTCU Tour Glide and FLTR Road Glide

- 722016** Barometric pressure sensor, Standard Motor Products (OEM 32424-95)
- 770055** **NEW** Barometric pressure sensor, Walker Products (OEM 32424-95)

## MAP - MANIFOLD ABSOLUTE PRESSURE SENSORS



The Manifold Absolute Pressure (MAP) sensor is one of the sensors the Engine Control Module (ECM) uses to calculate optimal air-fuel ratio by continuously monitoring intake manifold pressure information. The MAP sensor also provides a vital role in helping the ECM or ignition module to determine when the ignition should occur under varying engine load conditions.

### Fits 1998-2006 Sportster, 2001-2017 V-Rod, 1999-2017 Softail, 1999-2017 Dyna and 1999-2007 Touring

- 742016** MAP sensor, Standard Motor Products (OEM 32316-99, 32416-10, 32417-10, 32424-98)
- 770053** **NEW** MAP sensor, Walker Products (OEM 32316-99, 32416-10, 32417-10, 32424-98)
- 747574** MAP sensor, Cycle Pro (OEM 32316-99, 32416-10, 32417-10, 32424-98)
- 760544** MAP sensor with clamp and screw, S&S #55-1090 (OEM 32316-99, 32416-10, 32417-10, 32424-98)
- 239714** MAP sensor with clamp, screw and VOES fitting, S&S #55-1037 (OEM 32316-99, 32416-10, 32417-10, 32424-98)

### Fits 2007-2022 XL & XR Sportster, 2008-2016 Touring & 2009-2016 Trike

- 236898** MAP sensor, USA (OEM 32319-07A)
- 747575** MAP sensor, Cycle Pro (OEM 32319-07A)
- 770054** **NEW** MAP sensor, Walker Products (OEM 32319-07A)

### MAP sensor seals for 1998-2006 Sportster, 2001-2017 V-Rod, 1999-2017 Softail, 1999-2017 Dyna and 1999-2007 Touring

- 231496** Seal, 10-pack, James Gaskets (OEM 11291)

## IDLE AIR CONTROL MOTORS FOR DELPHI FUEL INJECTION



Stock replacement idle air control motors (IAC) for models equipped with Delphi fuel injection.

## FUEL PRESSURE REGULATOR FOR MARELLI EFI



Stock replacement fuel pressure regulator meets or exceeds OEM specifications.

### Fits 1995-2001 Magneti Marelli fuel injection equipped FLHR & FLHRC Road King, FLHTC Electra Glide, FLHTCU Ultra, FLTCU Tour Glide and FLTR & FLTRSE Road Glide

- 721733** Fuel pressure regulator, Standard Motor Products (OEM 27219-95A)
- 770059** **NEW** Fuel pressure regulator, Walker Products (OEM 27219-95A)

## REPRODUCTION AIR CLEANER INSERTS FOR 1978-1984 80CI BIG TWIN



The OEM air cleaner insert was a rigid aluminum plate but is obsolete since long. This reproduction is a brushed aluminum vinyl decal that bonds on your old faded aluminum plate.

### Fits late 1978-1984 1340cc FLH Electra Glide, FX, FXE, FXS and FXB

- 777175** Rust is Gold reproduction air cleaner insert (OEM 29272-78)

### Fits 2002-2017 V-Rod, 2001-2005 Softail and 2002-2005 Touring

- 760415** IAC, S&S (OEM 27628-01)
- 760429** IAC, Standard Motor Products (OEM 27628-01)
- 770057** **NEW** IAC, Walker Products (OEM 27628-01)

### Fits 88, 96 & 103CI Softail 2006-2015, 88, 96 & 103CI Dyna 2006-2017 and 88, 96, 103 & 110CI Touring 2006-2007

- 701390** IAC, Standard Motor Products (OEM 27658-06)
- 747576** IAC, Cycle Pro (OEM 27658-06)
- 770056** **NEW** IAC, Walker Products, (OEM 27658-06)

**KEN'S FACTORY NEXT LEVEL C-THRU AIR CLEANERS**



Billet aluminum air cleaners that increase horsepower and torque, while the clear polycarbonate top allows you to view the working of your intake system. Also features internal venting. The air filter element itself is made from pre-oiled cotton and is washable and reusable.



777208



777210



777212

**Fits 2017 to present 107CI & 114CI Touring, 2017-2023 117CI Touring, all 2017 to present Trike and all 2018 to present Softail**

- 777208 Air cleaner, all machined finish
- 777209 Air cleaner, machined finish with gold backing plate
- 777210 Air cleaner, machined finish with red backing plate
- 777211 Air cleaner, all black
- 777212 Air cleaner, black with gold backing plate
- 777213 Air cleaner, black with red backing plate


**Fits 2008-2017 Twin Cam with Throttle-By-Wire fuel injection**

- 777216 Air cleaner, all machined finish
- 777217 Air cleaner, machined finish with gold backing plate
- 777218 Air cleaner, machined finish with red backing plate
- 777219 Air cleaner, all black
- 777220 Air cleaner, black with gold backing plate
- 777221 Air cleaner, black with red backing plate

**Replacement parts**

- 777227 Polycarbonate window
- 777226 Filter element

**KEN'S FACTORY NEXT LEVEL AIR CLEANERS**



Another great design from Ken Nagai's "Ken's Factory". These billet aluminum air cleaners feature internal venting and expose the pre-oiled cotton filter that is washable and reusable. They increase horsepower and torque.

**Fits 2017 to present 107CI & 114CI Touring, 2017-2023 117CI Touring, all 2017 to present Trike and all 2018 to present Softail**

- 777214 Air cleaner, all machined finish
- 777215 Air cleaner, all black

**Fits 2008-2017 Twin Cam with Throttle-By-Wire fuel injection**

- 777222 Air cleaner, all machined finish
- 777223 Air cleaner, all black

**Replacement parts**

- 777226 Filter element

**STOCK STYLE OVAL AIR CLEANER**



Complete kits include chrome cover, backing plate. Uni-Filter washable filter element and screws.



**789699** Complete kit, fits with Bendix carburetor on 1972-1975 FL, FX and Sportster

**789698** Complete kit fits with Bendix or Keihin Butterfly carburetor on 1972-1984 FL, 1972-1984 FX and 1972-1987 Sportster

**Replacement parts**

- 231280 Filter with screen
- 789700 Chrome outer cover only, fits all 1971-1989 Big Twin and 1966-2003 Sportster (OEM 29084-73)

**CIRO ENGINE STABILIZER COVER**



Fix the eyesore of the engine stabilizer with this smooth cover that will make it melt right into your bike. A quick and easy installation for a clean and classic look. Looks great with Ciro engine covers and screw caps. Fits all 2009 to present Touring and Trike.



**754178** Stabilizer cover, chrome

**777348** Stabilizer cover, black

## KEN'S FACTORY NEXT LEVEL EXTERNAL BREATHERS KITS



All Twin Cam and Milwaukee Eight engines have a crankcase breather system that routes over-pressure and eventually oil through the cylinder heads into the throttle body. That is with the stock air cleaner and almost any aftermarket and performance air cleaner. This kit allows you to route this pressure and the eventual oil into a separate canister or breather filter. Kits include a pair of special breather bolts with washers and O-rings, as well as two adapters with 1/8" NPT barb fittings for use with common 5/16" hose. Hose, filter and canister not included.

**Fits all 1999-2017 Twin Cam and all 2017 to present Milwaukee Eight engines**

- 777224** Next Level breather kit with machined finish vent hose adapters
- 777225** Next Level breather kit with black vent hose adapters

## STAR RACING CAMSHAFTS FOR MILWAUKEE EIGHT



Anyone who has ever heard of the brand name Star Racing knows that it is synonym to horsepower. Star Racing founder George Bryce is one of the "G's" in G-Squared Motorsports, the world championship winning cooperation between Star Racing and S&S Cycle Inc.. They have taken the most power out of any petrol burning Harley-Davidson and reached 200MPH in just 6 seconds. Now all of George his knowledge is available in these Star Racing cams that literally push all boundaries when it comes to usable horsepower. Apart from horsepower and torque these cams even let your Milwaukee Eight sound like a Harley should sound.

### 30/30 Milwaukee Eight Cam .485" lift

- **Biggest Cam for stock M8**
- **1700 to 5500 RPM Range**
- **.485" Lift, Intake Closes at 25 ABDC**
- **Good with Stock Springs**
- **Sounds Like a Harley, has that lope!**
- **Unique combination of torque (intake lobe) and mid-range (exhaust lobe)**

**777100** Star Racing 30/30 cam for 2017 to present Milwaukee Eight

### F35A Milwaukee Eight Cam .572" lift

- **New design with high lift and short duration**
- **Performs like the famous 30/30 but has .087" more lift**
- **2300 to 6500 RPM Range**
- **.572" Lift, Intake Closes at 35 ABDC**
- **Must use Star Racing High Performance springs ZPN 777106**
- **Biggest, most powerful camshaft that fits stock engines**
- **Really pulls hard from 2500 RPM up**
- **Traps more air than any camshafts that fits a stock engine**

**777107** Star Racing F35A cam for 2017 to present Milwaukee Eight

### 3/4 Race Milwaukee Eight Cam .585" Lift


- **Best Seller - Most Lift for Reliable Performance**
- **2300 to 6500 RPM Range**
- **.585 Lift, Intake Closes at 42 ABDC**
- **Must Use Star Racing High Performance springs ZPN 777106**
- **Great for 124CI though 133CI Big Bore Kits**
- **Really Pulls Hard From 2500 up**
- **Unique combination of low to midrange (intake lobe) and top end (exhaust lobe)**

**777101** Star Racing 3/4 cam for 2017 to present Milwaukee Eight

### Full Race Milwaukee Eight Cam .615" lift

- **Most Powerful - Designed for Maximum Performance**
- **3000 to 7000 RPM Range**
- **.615" Lift, Intake Closes at 52 ABDC**
- **Must Use Star Racing High Performance springs ZPN 777106**
- **Made for Big Engines 133-150CI or High Revving 124-133CI's**
- **Sounds Like a Racing Cam**
- **Experienced installer needs to check spring capabilities, coil bind, installed heights, piston to valve clearances, etc.**

**777102** Star Racing Full Race cam for 2017 to present Milwaukee Eight



### Full Race 2.0 Milwaukee Eight Cam .627" lift

- **Most Powerful - Designed for Maximum Performance**
- **3000 to 7000 RPM Range**
- **.627" Lift, Intake Closes at 54 ABDC**
- **Must Use Star Racing High Performance springs ZPN 777106**
- **Made for Big Engines 133-150CI or High Revving 124-133CI's**
- **Sounds Like a Racing Cam**
- **Experienced installer needs to check spring capabilities, coil bind, installed heights, piston to valve clearances, etc.**

**777110** Star Racing Full Race cam for 2017 to present Milwaukee Eight



### High Performance spring kit

- **PSI Valve Springs up to .640" Lift**
- **JHE Titanium Retainers**
- **Trend Billet Steel Triple Groove Locks**
- **Lower Collar with Valve Seal**

**777106** Star Racing High Lift valve spring kit

S&S MK136 ENGINE FOR MILWAUKEE EIGHT TOURING



The next generation of Proven Performance for your 2017 & newer Milwaukee Eight powered H-D Touring Models, the MK136 Engine. This is the newest complete and ready to install crate engine S&S is known for. S&S took their MK-Series crankcases, married them to the 136" cylinders and flywheels, and then fit High-flow cylinder heads with +1mm Valves and .605" springs.

**Features & Benefits:**

- High-flow cylinder heads with premium seats, guides, valves, springs, and seals
- +1mm oversized intake and exhaust valves, .030" longer than stock for improved valve-train geometry
- .605" max lift valve springs
- 136 CI (2,229cc)
- High-strength alloy used in cylinder head casting, improved strength at high temperatures
- Enlarged cooling passage around the exhaust seats

- S&S Exclusive breather boxes, performance oil pump, cam support plate, premium tappets and tappet cuffs
- Forged pistons
- Billet aluminum cam gear and rocker box covers
- S&S 550 Gear Driven camshaft
- Sprocket shaft spacer included
- Champion spark plugs
- Retains stock engine height
- Includes Cam Cover Badge
- Powder coat finish matches factory finish
- Huge displacement increase means a huge power increase
- Patented Dual-Spray Piston Cooling Jets
- Precision machined oil scraper
- Enlarged oil sump
- Contoured floor allows oil to easily drain back to the sump

**Fits 2017 to present Milwaukee Eight Touring except Twin Cooled models**  
**795127** S&S MK136 crate engine, Black Edition

S&S V-SERIES ENGINES



795126



Need to replace a worn out Evolution Big Twin engine without breaking the bank? Or want to tear up the asphalt with a Dyno proven high performance engine? Look no further as Zodiac offers the widest range of reliable S&S engines, ranging from 80CI (1,340cc)-an impressive 124CI (2,035cc). S&S has made the best combinations of bore, stroke, compression ratio, camshafts and so on and backs this up with a warranty of up to 3 years. These engines are nearly stock height, making them easy to fit in stock and stock style frames for 1984-1999 Softail, 1984-2000 FXR, 1990-1998 Dyna and 1984-1998 Touring. All engines supplied with a Super E or Super G carburetor come complete with an S&S teardrop style air cleaner, and also include an ignition as indicated. Engines do not include an alternator stator and rotor, install with stock or aftermarket alternator. All engines come assembled by S&S technicians.

**Features and Options**

• **Super Stock Ignition**

A Single Fire ignition system with built-in data logging that can be viewed via a PC when equipped with diagnostic cable and S&S diagnostic software (ZPN750747). Protects engine with a 3-step break-in rev limiter during the first 24 hours of operation. Must be used with Single Fire coil.

• **Gear covers and tappet guides**

The S&S V80 engines always have a cast gear cover and cast tappet guides. All other S&S Evolution style engines are equipped with a chrome plated gear cover and chrome plated tappet guides.

• **V80**

The perfect engine to replace your aging 80CI Evolution Big Twin. When you still have a good ignition and stock Keihin CV or stock replacement Mikuni, S&S Super E or other carburetor you can get an engine without carburetor, air cleaner and ignition. Tests

on the S&S Dyno have shown an up to 40% increase in horsepower and an up to 18% increase in torque over what a stock engine in good condition supplies.

• **V96R**

One of the most proven S&S products and great to replace a worn out Harley-Davidson Evolution engine. Equipped with S&S performance replacement heads and flat top pistons. Delivering exceptionally smooth power and incredible reliability, the value of this 3 5/8" bore engine can't be beaten. Up to 50% more horsepower and 40% increase in torque.

• **V111T**

The V111 engine is designed for torque more than top end horsepower. The short 4 1/8" stroke is equal to the large 4 1/8" bore, which minimizes vibration. The relatively low lift S&S 585 cam and the single coil Sidewinder valve springs, also known as Beehive valve springs minimize valve train noise. A smooth, quiet, torquey engine is ideal for applications where vibration and noise can get old on a long ride, and a loaded bagger pulling a trailer can overtax a stock engine.

• **V124**

The V124 "Super Sidewinder Plus" is the biggest S&S engine that still fits in a stock Evolution Big Twin frame. Features bigger-than-stock 1.5" crank pin and .927" piston wrist pins, large fin packs on heads and cylinders, HVHP oil pump and electric compression releases for easy starting under any circumstance. Tests on the S&S Dyno have shown almost 129 rear wheel horsepower and an impressive torque of 137 pound-feet. A high performance clutch must be used.







**S&S V80 1,340CC engines**  
**3 1/2" bore and 4 1/4" stroke, 8.4:1 compression, 508 camshaft and stock style rocker arms**  
**760418** Natural aluminum, 1 year parts only  
**760419** Wrinkle black  
**760421** Wrinkle black, Super E carb., SuperStock ignition, 2 year warranty



**S&S V96R 1.575CC engines**  
**3 5/8" bore, 4 5/8" stroke, 520 camshaft and roller rocker arms**  
**795076** Wrinkle black with chrome rocker covers, Super E carb., SuperStock ignition, 2 year warranty



**S&S V124 2,035CC engines**  
**4 1/8" bore, 4 5/8" stroke, 640 camshaft, roller rocker arms and electronic compression release**  
**795124** Natural aluminum, 1 year warranty  
**750565** Polished, Super G carb., SuperStock ignition, 1 year warranty  
**750564** Wrinkle Black, Super G carb., SuperStock ignition, 1 year warranty  
**795123** Wrinkle black, 1 year warranty  
**795122** Black Edition, all black with highlighted cooling fins, 1 year warranty



**S&S V111T 1,806CC engines**  
**4 1/8" bore, 4 1/8" stroke, 585 camshaft and roller rocker arms**  
**795125** Natural aluminum, 1 year warranty  
**795126** Wrinkle black, 1 year warranty  
**762534** Black Edition, all black with highlighted cooling fins, 1 year warranty  
**762535** Black Edition, all black with highlighted cooling fins, Super E carb., SuperStock ignition, 2 year warranty

## KEITH BLACK FORGED ALLOY PISTONS



## KB PERFORMANCE MOTORCYCLE PISTONS

These pistons are made from forged 4032 alloy that has an 11% silicon content. Pistons are formed in a forging press and then fully machined. The combination of this alloy and forging process allows the piston to flex under detonation or pre-ignition, giving the best resistance to cracking. Since 4032 alloy has a low expansion rate but higher than the Keith Black Hypereutectic pistons, it will require a .001" wider piston to wall clearance. Keith Black forged alloy pistons are suited for High Performance street and race applications including high compression and NOS equipped bikes. All pistons come with a set of Hastings piston rings, piston pins and spiral piston lock rings. Where indicated pistons come with an Anti-Friction skirt coating.

### 4.125" Big Bore kits for 2017 to present 114 & 117CI Milwaukee Eight, give 120 Cubic Inches with stock 4 1/2" stroke

Piston kit with coated skirts	Replacement Ring Set	Bore
CR=11:1		4.125" Std.
<b>782838</b>	<b>231885</b>	+ .010"
<b>782839</b>	<b>231886</b>	+ .020"
<b>782840</b>	<b>231887</b>	+ .030"
<b>782841</b>	<b>231888</b>	+ .040"
<b>782842</b>	-	-

### 4.250" Big Bore kits for 2017 to present 107CI Milwaukee Eight, give 124 Cubic Inches with stock 4 3/8" stroke

Piston kit with coated skirts	CR=11.4:1	Piston kit with coated skirts	CR=11.7:1	Replacement Ring set	Bore
<b>782843</b>		<b>782847</b>		-	4.250" Std.
<b>782844</b>		<b>782848</b>		-	+ .005"

### 4.250" Big Bore kits for 2017 to present 107CI Milwaukee Eight, give 124 Cubic Inches with stock 4 3/8" stroke

Piston kit with coated skirts	CR=11.9:1	Replacement Ring set	Bore
<b>782845</b>		-	4.250" Std.
<b>782846</b>		-	+ .005"

### Replacement pins and clips for Keith Black pistons with .792" pin

**239789** KB Piston pin (each)  
**239818** KB Piston circlip (each)

### Replacement clips for Keith Black Twin Cam pistons and 4" bore KB pistons with .927" pin

**729999** KB Piston circlip (each)

## CIRO ENGINE STABILIZER COVER



Fix the eyesore of the engine stabilizer with this smooth cover that will make it melt right into your bike. A quick and easy installation for a clean and classic look. Looks great with Ciro engine covers and screw caps. Fits all 2009 to present Touring and Trike.

**754178** Stabilizer cover, chrome  
**777348** Stabilizer cover, black

## KEN'S FACTORY NEXT LEVEL DERBY COVERS



777228



777229

**NEW**



Add the Next Level to your primary cover with these stylish derby covers.

**Fits 2015 FLHTCUL & FLHTKL and all 2016 to present Touring and Trike**

**777228** Next Level Vented Spider design derby cover

**777229** Next Level Vented Slant design derby cover

## TPMS SENSORS



747030

747031

**NEW ACCEL**

TPMS stands for Tire Pressure Monitoring System, a safety feature you will find on more and more motorcycles. These programmable dual band (315/433 MHz) TPMS sensors can be used in stead of OEM sensors when aftermarket wheels are installed. Sensors require digital programming, most car tire shops carry equipment for this.

**747030** TPMS Sensor with metal valve stem

**747031** TPMS Sensor with rubber valve stem

## CHROME PLATED FRONT AND REAR AXLES




339907



**2 YEARS WARRANTY**



### FRONT - VORNE - AVANT - ANTERIORE - DELANTEROS



### REAR - HINTEN - ARRIERE - POSTERIORE - TRASEROS



The widest selection of Chrome plated front and rear axles available today is offered to you by Zodiac. Axles for models as far back as 1936 and as recent as the latest models. Axle shaft is machined from heat treated Chrome-moly steel, triple Chrome plated, machine polished and then ground (after chroming) to a size

tolerance of  $\pm 0.0005"$ . Rear axle nuts are penetration welded to the shaft and smoothly machined before polishing and plating. Please note that recent models often use the same OEM part number for the wheel axle, our kits however include the correct axle spacers for the models as listed.

**Note:** Axles ZPN 339147, 339193 & 339190 also fit 2012-2016 FLD, 2008-2017 FXDF & 2007-2017 FXDWG when the included spacers are disregarded.

### Front axle Fits

1	1936-1948 EL, UL & FL
2	1949-1966 EL & FL
3	1967-1971 FL
4	1973-1980 FL, 1980-1983 FXWG
5	1981-1984 FL, 1984-2006 FXST & FXSTC, 1984-1986 FXWG, 1984-2005 FXDWG, 1980-2000 FLH, 1980-2001 FLT
6	1973-1977 XL & FX
7	1977-1983 XL, FX & FXR
8	1984-1986 XL, FX & FXR
8	1987-1999 XL & FXR, 1991-1999 FXD with 39mm forks
9	2000-2007 XL, 2000-2003 FXD with 39mm forks
9	2004-2005 FXD with 39mm forks
9	1986-2006 FLST, FLSTC, FLSTF, FLSTN
9	1988-2009 FXSTS, 2008-2011 FLSTS
9	1997-2007 FLSTS & FLSTSB
9	2006-2007 FXD, FXDB, FXDC, FXDL
9	2008-2017 FXD, FXDB, FXDC, FXDF, FXDL, 2012-2016 FLD
9	2011-2022 XL883L, XL1200C, XL1200N & XL1200X
9	2011-2013 XL883N, XL883R & XL1200V
9	2014-2022 XL883N & XL1200V
10	2000-2007 Touring
10	2007 FLST
10	2008-2017 FLS, FLSTC, FLSTF & FLSTN
11	2007 FXSTD
11	2013-2017 FXSB
12	2007-2017 FXDWG
12	2007-2010 FXST, 2011-2013 FXS
12	2007-up Touring
13	2018-up Softail FLHC, FLHCS, FLBS, FLSL, FXBR, FXBRS, FXFB, FXFBS, FXLRS, FXLRST, 2019-2020 FXDRS
13	2018-up Softail FXBB, FXBBS, FXLR, FXST
13	2018-up FLFB & FLFBS Fat Boy

### Rear axle Fits

1	1936-1957 EL, FL & UL
1	1936-1957 EL, FL & UL
1	1936-1957 EL, FL & UL, black
2	1958-1966 FL
3	1967-1972 FL, 1971-1972 FX
4	1973-1985 FL & FX, 1980-1983 FXWG, 1980-1985 FXB (chain drive)
5	1982-1986 FL, 1984-1986 FXWG, 1980-1985 FXB (belt drive)
5	2004 XL, 2000-2001 Touring, 2005-2007 Softail

Diameter	Axle OEM	Kit Axle & hardware	Axle only	Hardware only
11/16"	43872-36	<b>339055</b>	<b>339041</b>	<b>339070</b>
11/16"	43875-48	<b>339056</b>	<b>339042</b>	<b>339071</b>
43/64"	43875-67	<b>339057</b>	<b>339053</b>	<b>339071</b>
3/4"	43875-73	<b>339058</b>	<b>339045</b>	<b>339072</b>
3/4"	43346-83	<b>339059</b>	<b>339047</b>	<b>339073</b>
3/4"	43871-73	<b>339061</b>	<b>339046</b>	<b>339075</b>
3/4"	43883-77	<b>339062</b>	<b>339051</b>	<b>339075</b>
3/4"	43883-84	<b>339063</b>	-	<b>339075</b>
3/4"	43895-87	-	<b>339138</b>	-
3/4"	43895-00	-	<b>339150</b>	-
1"	43758-04	-	<b>789550</b>	-
3/4"	41584-86A	-	<b>339905</b>	-
3/4"	41109-88A	<b>782642</b>	<b>782641</b>	-
3/4"	41116-97	<b>782643</b>	<b>782640</b>	-
1"	40928-06	-	<b>737002</b>	-
25mm	41547-07A	<b>339194</b>	-	-
25mm	41628-08	<b>339195</b>	-	-
25mm	43895-08	<b>339197</b>	-	-
25mm	43000001	<b>339196</b>	-	-
1"	43364-00	<b>789489</b>	<b>789488</b>	-
25mm	41545-07	<b>339145</b>	-	-
25mm	41545-07A	<b>339191</b>	-	-
25mm	41549-07	<b>339146</b>	-	-
25mm	41547-07A	<b>339192</b>	-	-
25mm	41547-07A	<b>339147</b>	-	-
25mm	41547-07A	<b>339193</b>	-	-
25mm	41547-07A	<b>339190</b>	-	-
25mm	43000080	<b>339907</b> <small>NEW</small>	-	-
25mm	43000081	<b>339908</b> <small>NEW</small>	-	-
25mm	43000083	<b>339909</b> <small>NEW</small>	-	-

Diameter	Axle OEM	Kit Axle & hardware	Axle only	Hardware only
11/16"	41552-36	<b>339064</b>	<b>339043</b>	<b>339076</b>
11/16"	41552-36	<b>789746</b> <small>NEW</small>	-	-
11/16"	41552-36	<b>789747</b> <small>NEW</small>	-	-
11/16"	41552-58A	<b>339065</b>	<b>339044</b>	-
11/16"	41552-67	<b>339066</b>	<b>339052</b>	<b>339078</b>
3/4"	41552-73	<b>339067</b>	<b>339048</b>	<b>339079</b>
3/4"	41580-79	<b>339068</b>	<b>339050</b>	-
3/4"	41110-89	-	<b>754302</b>	-



## Rear axle Fits

		Diameter	Axle OEM	Kit Axle & hardware	Axle only	Hardware only
5	2008-2017 FLS, FLSS, FLSTC, FLSTF, FLSTFB, FLSTFBS & FLSTN Softail	25mm	41641-08	-	754304	-
6	1952-1956 K, 1957-1978 Sportster	43/64"	41551-52	339069	339049	339081
7	1979-2003 Sportster	3/4"	41563-77A	339085	339083	339084
7	2004-2007 Sportster	1"	41176-05	-	754301	-
7	2008-2022 XL & XR Sportster	25mm	41176-08	339199	-	-
8	1980-1999 FL, FLH & FLT, 1982-1994 FXR, 1986-2006 FLST	3/4"	41110-79A	339088	339086	339087
-	2006-2007 Dyna	1"	41114-06	758608	-	-
-	2008-2017 Dyna	25mm	41114-08	758609	-	-
-	2008-2011 FXCW & FXCWC, 2013-2017 FXSB	25mm	41347-08	339198	-	-
-	2009-2013 Touring	25mm	41056-09	339188	-	-
-	2014-up Touring, also retro fits 2009-2013 Touring	25mm	43000207	339187	-	-

## KEN'S FACTORY NEXT LEVEL MOUNTING BRACKETS FOR RADIAL BRAKE CALIPERS



**NEW**

These trick caliper brackets allow you to install radial type disc brake calipers on front forks designed for regular axial mount calipers. They are for use with radial calipers with 4 1/4" (108mm) bolt spacing such as our PM Radial mount 4-piston calipers. Will also work with any other make calipers with the same bolt spacing. Brackets are CNC machined from billet aluminum and have a black gloss anodized finish.

**Fits all 2007 to present 43mm inverted front forks as well as 39mm, 41mm and 49mm standard telescopic front forks**

**777230** Set for left and right for use with 11 1/2" (292mm) or 11.8" (300mm) discs

## RICK'S PULLBACK CLUB STYLE RISER KITS FOR 1 1/4" BARS



**NEW**

**RICK'S**  
MOTORCYCLES

Rick's state of the art pullback Club Style risers are 3D CNC machined from high strength aluminum with an anodized finish. Risers feature integrated cable channels with detachable covers for ease of installation and give no visible cables between the risers.

**Fits with the stock rectangular digital instrument cluster as found on 2018 to present FXBB & FXBBS Street Bob, 2018 to present FXBR & FXBRS Breakout, 2019-2020 FXDRS, 2020 to present FXST Standard, 2022 FXRST Low Rider El Diablo and 2022 to present FXLRST Low Rider ST**

**757375** Black 7" (17.8cm) Club Style riser kit

**757376** Black 8 1/2" (21.6cm) Club Style riser kit

**757377** Black 10" (25.4cm) Club Style riser kit

**757378** Black 11 1/2" (29.2cm) Club Style riser kit

**Fits with a 4" (102mm) round speedo on most 2008 to present Harley**

**757379** Black 7" (17.8cm) Club Style riser kit

**757380** Black 8 1/2" (21.6cm) Club Style riser kit

**757381** Black 10" (25.4cm) Club Style riser kit

**757382** Black 11 1/2" (29.2cm) Club Style riser kit

Come complete with a cable cover for the upper triple clamp, riser mounting screws, rigid mount bushings and approval certificate. A riser relocater bracket is separately available for those who want these risers fitted with more pullback on a FXLRS, FXLRST or FXRST.

**Fits most 2008 to present Harley**

**757383** Black 7" (17.8cm) Club Style riser kit

**757384** Black 8 1/2" (21.6cm) Club Style riser kit

**757385** Black 10" (25.4cm) Club Style riser kit

**757386** Black 11 1/2" (29.2cm) Club Style riser kit

**Fits 2020 to present FXLRS Low Rider S, 2022 to present FXLRST Low Rider ST and 2022 FXRST Low Rider El Diablo**

**757387** Riser relocater bracket for Club Style risers, 40mm pullback



## KEN'S FACTORY NEXT LEVEL RISERS FOR 1" HANDLEBARS



**NEW**



These billet aluminum motorcycle risers with their black anodized finish carry the straight lines from the bottom of your lower fork yoke to the upper triple tree clamp; and for some of you, to the top of your drag bars. For those who are going with the Next Level Gauge Relocation Kit, Ken has left mounting points available so everything tightly sets right in place. Risers have a "X" design mono-piece top clamp that reinforces your feeling of security and strength.

**Fits all models with 3 1/2" on-center riser mounts and handlebars that are 1" at the riser mounts**

**777235** Next Level 8" (20cm) Pullback riser set

**777237** Next Level 8" (20cm) Straight riser set

**777239** Next Level 10" (25cm) Pullback riser set

**777241** Next Level 10" (25cm) Straight riser set



**Instrument housing for 2014 to present Electra Glide, Street Glide, Ultra and Tri Glide**

**777272** Next Level Gauge housing for Batwing speedo/tacho cluster

**Instrument housing for 2018 to present FXBB & FXBBS Street Bob, 2018 to present FXBR & FXBRS Breakout, 2019-2020 FXDRS, 2020 to present FXST Standard, 2022 FXRST Low Rider El Diablo and 2022 to present FXLRST Low Rider ST**

**777273** Next Level instrument housing, black anodized



**ARLEN NESS NIGHTSTER RISERS**



Riser kit is CNC-machined from billet aluminum and designed to work with factory triple tree, gauge housing and control cables and wiring harness. Improved ergonomics for increased control and comfort as it moves the factory handlebar and gauge assembly 10cm up and 10cm back towards the rider.

**Fits 2022 to present RH975 Nightster & RH975S Nightster Special A520045** Ness Nightster riser kit, black

**KEN'S FACTORY NEXT LEVEL RISERS FOR 1 1/8" HANDLEBARS**



These billet aluminum motorcycle risers with their black anodized finish carry the straight lines from the bottom of your lower fork yoke to the upper triple tree clamp; and for some of you, to the top of your drag bars. For those who are going with the Next Level Gauge Relocation Kit, Ken has left mounting points available so everything tightly sets right in place. Risers have a "X" design mono-piece top clamp that reinforces your feeling of security and strength.

**Fits all models with 3 1/2" on-center riser mounts and handlebars that are 1 1/8" (28.6mm) at the riser mounts**

- 777236** Next Level 8" (20cm) Pullback riser set
- 777238** Next Level 8" (20cm) Straight riser set
- 777240** Next Level 10" (25cm) Pullback riser set
- 777242** Next Level 10" (25cm) Straight riser set

**Instrument housing for 2014 to present Electra Glide, Street Glide, Ultra and Tri Glide**

**777272** Next Level Gauge housing for Batwing speedo/tacho cluster

**Instrument housing for 2018 to present FXBB & FXBBS Street Bob, 2018 to present FXBR & FXBRS Breakout, 2019-2020 FXDRS, 2020 to present FXST Standard, 2022 FXRST Low Rider EI Diablo and 2022 to present FXLRST Low Rider ST**

**777273** Next Level instrument housing, black anodized

**SILENT BLOCK TYPE HANDLEBAR BUSHINGS**



Riser mount bushings as found on 1949-1972 models with telescopic front forks. Bushings have a 1.254" (31.85mm) diameter.

**Fits 1949-1972 FL, 1954-1956 K, 1957-1972 XL and 1971-1972 FX**

- 789701** Set of two silent blocks only (OEM 56158-49)
- 789702** Set of two silent blocks and two washers (OEM 56158-49 & 56159-49)

**KEN'S FACTORY NEXT LEVEL HANDLEBAR GRIPS**



**Details Create Style**

The Next Level handlebar grip sets are black anodized billet aluminum with fine or coarse knurled rubber sleeves that look great yet grab best with bare hands or common gloves.




**Fits all 2008 to present Touring, Trike, Softail and Dyna with Throttle-By-Wire electronic throttle**

- 777231** Next Level handlebar grips, fine knurled, pair
- 777232** Next Level handlebar grips, coarse knurled, pair

**Fits all 1972-2022 XL & XR Sportster, Big Twin, FX, FXR, Touring, Dyna and Softail with cable operated throttle**

- 777233** Next Level handlebar grips, fine knurled, pair
- 777234** Next Level handlebar grips, coarse knurled, pair

**RICK'S 1 1/4" TO 1" REDUCTION SLEEVES**



Set of four aluminum sleeves to fit 1" (25.4mm) handlebars in 1 1/4" (32mm) risers.

- 757389** Reduction sleeves, 32mm to 25mm, set of four

**KEN'S FACTORY NEXT LEVEL FOOT PEGS**



As the script on these peg also says, Ken's Factory details create style. These billet aluminum pegs feature knurled rubber sleeves to add an extra layer of vibration-dampening and grip. Pegs are sold in sets for left and right.

**Fits rider position on 2018 to present Softail and rider and passenger position on 2020 to present LiveWire, 2021 to present Pan America and 2021 to present RH1250S Sportster**

**777251** Next Level foot peg set, black anodized

**Fits passenger position on 2018 to present Softail and 2020 to present LiveWire**

**777252** Next Level passenger foot peg set, black anodized

**KEN'S FACTORY NEXT LEVEL MICRO PEG**



Some of you said minimalist, and Ken listened. You will be hard strapped to find a smaller American Big Twin inspired motorcycle shifter peg that has this much knurl. You're going to look rather "at one" with your motorcycle when you're the guy who just needs the bare minimum to operate his ride.

**Fits most shifter and brake levers with stud or screw mounted peg**

**777248** Next Level micro peg, black anodized



## NESS MX FOOT PEGS



Ness-MX footpegs feature a lightweight cut through design and wide profile for added foot support. They are CNC machined from billet aluminum with an anodized finish and feature a splined footpeg mount allowing the rider to set the peg to any angle.

**Fits all standard male mount applications**

- A400000** MX Foot Pegs, Black, pair
- A400001** MX Foot Pegs, Chrome, pair
- A400002** MX Foot Pegs, Blue, pair
- A400003** MX Foot Pegs, Gold, pair
- A400004** MX Foot Pegs, Orange, pair
- A400005** MX Foot Pegs, Red, pair

**Fits the driver position on 2018 to present Softail and driver and passenger position on 2020 to present LiveWire, 2021 to present Pan America and 2021 to present Sportster RH1250S**

- A400007** MX Foot Pegs, Black, pair
- A400008** MX Foot Pegs, Chrome, pair
- A400009** MX Foot Pegs, Blue, pair
- A400010** MX Foot Pegs, Gold, pair
- A400011** MX Foot Pegs, Orange, pair
- A400012** MX Foot Pegs, Red, pair

**Fits the passenger position on 2018 to present Softail**

- A400014** MX Foot Pegs, Black, pair
- A400015** MX Foot Pegs, Chrome, pair
- A400016** MX Foot Pegs, Blue, pair
- A400017** MX Foot Pegs, Gold, pair
- A400018** MX Foot Pegs, Orange, pair
- A400019** MX Foot Pegs, Red, pair

## ARLEN NESS MODULAR MX STYLE FOOT PEGS



Arlen Ness modular MX-Style foot pegs are a lightweight cut through design with a wide profile for added foot support. They are to be used with separately available splined, rotating mounts which enable installation in such a position that they give the most support to your feet.

**Bare pegs, order peg side rotating devices separately**

- A07903** Ness MX Foot Pegs without rotating device, Blue, pair
- A07904** Ness MX Foot Pegs without rotating device, Black, pair
- A07914** Ness MX Foot Pegs without rotating device, Chrome, pair
- A07935** Ness MX Foot Pegs without rotating device, Gold, pair
- A07946** Ness MX Foot Pegs without rotating device, Red, pair
- A07959** Ness MX Foot Pegs without rotating device, Titanium, pair
- A07969** Ness MX Foot Pegs without rotating device, Orange, pair



**Peg side rotating devices for use with bare Arlen Ness pegs**

- A07990** Rotating devices, standard male mount for HD female clevis, black, pair
- A07991** Rotating devices for driver position on 2018 to present Softail and 2020 to present LiveWire. Also fit driver and passenger position on 2021 to present Pan America and 2021 to present RH1250S Sportster S, black, pair
- A07992** Rotating devices for the passenger position on 2018 to present Softail, black, pair
- AI1390** Rotating devices for driver position on 2015 to present Indian Scout, black, pair
- AI1391** Rotating devices for driver position on 2015 to present Indian Chief and Chieftain, black, pair

## RYDECULTURE BY CIRO ADJUSTABLE PASSENGER PEG SUPPORTS FOR BIG INDIAN



RydeCulture's Charles Chapa adjustable passenger comfort peg mounts are designed and engineered by Ciro. They give your passenger a whole lot more movement and adjustability than stock pegs. Your passenger will enjoy the variety of alternative foot positions that will make riding much more comfortable. Pair these comfort mounts with any RydeCulture or Ciro passenger pegs or footrests.

- Fits all 2014 to present Indian Challenger, Chief, Chieftain, Pursuit, Roadmaster, Springfield and Vintage**
- 777377** Adjustable passenger peg mounts, black
  - 777378** Adjustable passenger peg mounts, chrome

## RYDECULTURE BY CIRO FOOTRESTS



The RydeCulture Footrest is the perfect sized footrest. They are about 50% larger than regular footpegs, hitting the sweet spot between a footpeg and floorboard. Feature rotatable standard male mounts for maximum comfort and clean style. Sold in sets for left and right. Designed and engineered by Ciro Corporation for RydeCulture LLC.

- 777380** RydeCulture mini boards, black
- 777381** RydeCulture mini boards, chrome

## KEN'S FACTORY NEXT LEVEL BRAKE OR SHIFTER PEGS



As the script on these pegs says: details create style.

**Fits most shifter and brake levers with stud or screw mounted peg**

- 777249** Next Level knurled all-aluminum peg, black anodized
- 777250** Next Level aluminum peg with knurled rubber sleeve



**HIGHWAY PEG MOUNTS FOR BIG INDIAN**



Drastically increase comfort while conquering the open road with the **Ciro Driver Highway Peg Mounts for Indian**. Featuring durable, all steel mounting plates that bolt to the underside of your stock floorboards for a solid installation and sleek look. Included are a set of mounting plates, **Ciro's** tried-and-true splined clevises with ratcheting springs and all necessary mounting hardware for a simple installation. This set works with or without engine guards and lower fairings and take **Ciro** pegs as well as all standard Harley male mount foot pegs.

**Fits all 2014 to present Indian Challenger, Chief, Chieftain, Pursuit, Roadmaster, Springfield and Vintage**  
**777373** **NEW** Highway peg mounts, black  
**777374** **NEW** Highway peg mounts, chrome

**Ciro foot peg sets**  
**754126** Rail style foot pegs, pair, chrome  
**754130** Rail style foot pegs, pair, black  
**754128** CMX style foot pegs, pair, chrome  
**754132** CMX style foot pegs, pair, black  
**754279** Twin Rail style foot pegs, pair, chrome  
**754278** Twin Rail style foot pegs, pair, black



**Mini floorboards with standard male mounts for standard female clevis**  
**754260** Two-Rail design mini floorboards, pair, chrome  
**754261** Two-Rail design mini floorboards, pair, black  
**754262** ASR design mini floorboards, pair, chrome  
**754263** ASR design mini floorboards, pair, black

**KEN'S FACTORY NEXT LEVEL FOOTBOARDS**



**NEW**  These billet aluminum floorboards have been thoroughly tested on Ken's personal FLTRX and several other shop bikes. Mounting points, grip, and comfort of footing are all aspects that are taken into consideration. Boards are 14 3/8" (36.5cm) long, sold in sets for left and right and bolt straight onto the stock brackets.




**Driver floorboards fit:**  
 •1980 to present Touring (except FLHTCUL, FLHTKL & FLHTCUL-TC)  
 •2009 to present Trike  
 •1986-2017 FL Softail  
 •2012-2016 FLD Switchback  
**777246** Next Level floorboard set, black anodized finish  
**777247** Next Level floorboard set, machined finish

**RYDECULTURE BY CIRO FLOORBOARD INSERTS FOR BIG INDIAN**



**NEW**  Change up the look of your stock floorboards with RydeCulture's vibration dampening floorboard inserts. Maximum comfort and clean style. Designed and engineered by Ciro Corporation for RydeCulture LLC.  
**Fits all 2014 to present Indian Challenger, Chief, Chieftain, Pursuit, Roadmaster, Springfield and Vintage**  
**777379** Floorboard inserts, pair

**TOMMY & SONS DRIVER AND PASSENGER FLOOR BOARDS**



**TOMMY & SON\$**  
 Billet aluminum boards with an unique appearance. Feature a black powder coat finish with clear anodized accents. All sold in sets for left and right. Driver floor boards are a direct replacement for the OEM parts, passenger boards may require the separate purchase of passenger board mounts.



**Complete kit for 1999 Touring. Includes driver boards, shifter and brake pegs and passenger boards with mounts**  
**761201** **NEW** Hexa Two design



**Driver boards, fit 2012-2016 FLD Switchback, 1986-2017 FL Softail, 1980 to present Touring (except FLHTCUL & FLHTKL) and 2009 to present Trike**  
**761137** Hexa One design driver floor board set  
**761202** **NEW** Hexa Two design driver floor board set  
**761138** Stripes design driver floor board set



**761203** Passenger boards fit the stock passenger peg mounts on **Street Glide** and other models with vertical folding female mounts. For all other Touring models you have to order passenger board mounts separately  
**761139** Stripes design passenger floor board set  
**761203** **NEW** Hexa Two design passenger floor board set

**Passenger board mounts for 1993 to present Touring**  
**780387** Black  
**780388** Chrome


**KEN'S FACTORY NEXT LEVEL REAR BRAKE ARM**



**NEW**  This brake arm can be used with the stock brake pad, as well as with most other aftermarket pads. And to stand out from the crowd you take one from Ken's Factory too.  
**Fits 2014 to present Touring and 2014 to present Trike**  
**777243** Next Level rear brake arm, black anodized



## ARLEN NESS MX FLOORBOARDS




### Driver floorboards fit:

- 2018-2020 FLDE Deluxe
- 2018 to present FLFB & FLFBS Fat Boy
- 2015 to present FLHC & FLHCS Heritage
- 2018-2021 FLSL Slim

- A410008** Chrome finish, pair
- A410007** Black anodized finish, pair
- A410009** Blue anodized finish, pair
- A410012** Red anodized finish, pair
- A410011** Orange anodized finish, pair
- A410010** Gold anodized finish, pair
- A410013** Titanium anodized finish, pair



The Ness MX floorboards feature a detailed cut-through design with integrated rubber inserts for excellent foot traction. CNC machined from a solid block of billet aluminum, with extended length for added foot room and comfort. Driver floorboards are 18" (45.8cm) long and 5 3/4" (14.6cm) wide. Passenger floorboards are 8" (20.3cm) long and 4 1/4" (10.8cm) wide.



Passenger floorboards fit board mounts only. When your bike has passenger peg mounts you must replace these with board mounts.

### Fits:

- 1986 to present Touring with stock, ZPN 057253 passenger board mounts
- 2000-2017 FXST, FXSTB, FXSTC, FXSTS and FLSTC with ZPN 057254 passenger board mount
- 2006-2017 Dyna with ZPN 710333 or 710509 passenger board mount kits

- A06895** Chrome finish, pair
- A06896** Black anodized finish, pair
- A06897** Blue anodized finish, pair
- A06898** Red anodized finish, pair
- A06877** Orange anodized finish, pair
- A06899** Gold anodized finish, pair
- A06876** Titanium anodized finish, pair

### Replacement parts

- A410030** Rubber inserts, set

### Driver floorboards fit:

- 1980 to present Touring (except FLHTCUL, FLHTKL & FLHTCUL-TC)
- 2009 to present Trike
- 1986-2017 all FL Softail: Cross Bones, Deluxe, Fatboy, Heritage, Nostalgia, Slim
- 2012-2016 FLD Switchback
- A06890** Chrome finish, pair
- A06891** Black anodized finish, pair
- A06892** Blue anodized finish, pair
- A06893** Red anodized finish, pair
- A06872** Orange anodized finish, pair
- A06894** Gold anodized finish, pair
- A06874** Titanium anodized finish, pair

## PERFORMANCE MACHINE BRAKE LEVERS



Billet aluminum foot brake levers with black contrast cut finish. A perfect match with PM, OEM or most other aftermarket floor boards. Matching shifter lever also available.

- 757097** Fits 1997-2007 Touring and 1987-2017 FLST & FLS Softail
- 757087** Fits 2008-2013 Touring
- 757096** Fits 2014 to present Touring



Adjustable length with two-tone black OPS finish

- 758123** **NEW** Fits 2014 to present Touring

## PERFORMANCE MACHINE ADJUSTABLE LENGTH SHIFTER PEDAL



Billet aluminum shifter lever is a perfect match with PM, OEM or most other aftermarket floor boards, as well as most forward controls. Features a 1" (2.5cm) length adjustment.

Fits 1984-2017 Softail with forward controls, 1990-2017 Dyna, 1982 to present Touring and 2009 to present Trike

- 758124** Adjustable length shifter lever, two-tone black OPS finish

## KEN'S FACTORY NEXT LEVEL BRAKE PEDAL PADS



This design features the pure black treatment for the midnight, murdered-out, subdued look or just bare aluminum to stand out from the crowd.



Fits 1980 to present Touring, 2009 to present Trike, 1987-2017 FL Softail and 2012-2016 FLD Dyna Switchback

- 777253** Next Level brake pedal pad, black anodized
- 777254** Next Level brake pedal pad, raw aluminum

## KEN'S FACTORY NEXT LEVEL HEEL/TOE SHIFTER ARM



This shifter arm can be used with most aftermarket shifter pegs. And to stand out from the crowd you take them from Ken's Factory too.

Fits 1982 to present Touring, 2009 to present Trike and all 1987 to present floorboard equipped Softail

- 777244** Next Level heel/toe shifter arm, black anodized

**KEN'S FACTORY NEXT LEVEL TRIPLE TREE CLAMPS**



**NEW**



Please take the time to pay attention to the design details in these precision made and precision finished upper and lower fork yokes. Lower tree is to be installed with the OEM steer stem, you will need an hydraulic press to remove and install this. Upper and lower trees are sold individually so you can go for all black or all polished or any combination.

**Fits 2014-2023 FLHX Street Glide, 2015-2023 FLTRX Road Glide and all other 2014 to present Touring with 49mm forks**

- 777255** Black upper tree
- 777256** Polished upper tree
- 777257** Black lower tree
- 777258** Polished lower tree

**KEN'S FACTORY NEXT LEVEL INNER SHIFTER LEVER**



**NEW**



Billet aluminum inner shifter lever arm has a black anodized finish.

**Fits 1984 to present Touring and 2009 to present Trike**

- 777245** Next Level heel/toe shifter arm, black anodized

**CIRO TIE-DOWN BRACKETS**



**NEW**



Tie-Down brackets offer a secure and convenient location to connect tie-down straps to your motorcycle during service or trailer transport.

**Fits the front fork on 2014 Touring and Trike with BatWing fairing**

- 777386** Front Tie-Down brackets, black
- 777388** Front Tie-Down brackets, chrome

**Fits the front forks on 2015 to present Road Glide**

- 777387** Front Tie-Down brackets, black
- 777389** Front Tie-Down brackets, chrome

**Fits rear on 2010 to present Touring with OEM passenger floor boards and 2016 to present Touring with OEM two-bolt passenger foot peg mounts**

- 777385** Rear Tie-Down brackets, black

**STEM NUT FOR WIDE GLIDE FORKS**



Hexagon nut fits many Harley-Davidson models with Wide Glide front forks from 1948 to present with 1" diameter and 24 threads per inch steer stem. Remove and install with 1 1/2" wrench.

- 789979** Chrome nut, 1-24x1.5"x0.47" (OEM 45718-60)
- 789703** **NEW** Zinc nut with lock washer (OEM 45718-60 & 45717-63)
- 292176** **NEW** Steering stem top nut lock washer, 10-pack (OEM 45717-63)
- 292177** **NEW** Steering stem top nut lock washer, each (OEM 45717-63)

**REPLICA OBSOLETE TRIPLE TREE DECALS BY RUST IS GOLD CO.**



**NEW**



The enthusiasts of the Belgian Rust Is Gold Co. have spared time nor effort nor expenses to make accurate as possible reproductions of since long obsolete original emblems. These decals are made of thin silver mirror 3M type vinyl, exactly how they used to be in the early eighties. They are intended for restoration purposes and are of outstanding quality. Water application and acrylic clearcoat recommended.



**1972-1976 XLH Sportster**  
**777180** Sportster XLH script (OEM 45760-72)



**1977-1981 FXS**  
**777195** Low Rider script (OEM 45788-77)



**1972-1976 FX**  
**777181** Super Glide script (OEM 59176-72)



**1982-1983 FXR**  
**777162** FXR script (OEM 45428-82)



**1972-1976 XLCH Sportster**  
**777179** Sportster XLCH script (OEM 59175-72)




**1982-1984 FX**  
**777163** Super Glide script (OEM 45785-82)



**1982-1985 Sportster**  
**777164** Sportster script (OEM 45772-82)

**SWINGARM FOR LATE 4-SPEED BIG TWIN**



**NEW**



Stock replacement for 1973-early 1978 FL and FX final chain drive models. Swingarm measures 12 1/4" (311mm) from center of the shock mount bolt to the center of the swingarm pivot. Can also be used on late 1978-1984 FL and FX 4-speed final chain drive models but will lower the seat height as these have the shock mounts 1.58" (40mm) more to the front.



- 789704** Black painted 1973-1978 style swingarm (OEM 47500-73)
- 789705** Chrome 1973-1978 style swingarm






## LOWERED REAR AXLE PLATES



Lowered rear axle plates are raw cast steel and threaded 3/8"-18 UNC for fender brace and sissy bar mounting and 3/8"-24 UNF for 1936-1972 Big Twin axle adjusters. They lower the bike 1 1/2" (38mm). Axle mounts accept 3/4" axle, mounts will need material added to fit tight into rectangular swing arm tubing. Recommended plug weld from sides as well. Use axle and spacers or 3/4" threaded rod for alignment purposes. Welding and fabrication required for installation. Cut original rectangular swing arm to desired length. Fabricator must cut swingarm and weld lowering axle plates in place and check fender clearance.

**Fits 1973-1984 FX and FL Big Twin and 1979-2022 XL Sportster**

**789706**  Raw steel weld-in lowered rear axle plates, pair

## Axle adjusters

**741815** Rear axle adjusters 1936-1972 Big Twin, chrome (OEM 41576-36 & 7800W)

**781329** Rear axle adjusters 1936-1972 Big Twin, white plated (OEM 41576-36 & 7800W)

**781330** Rear axle adjusters 1936-1972 Big Twin, parkerized (OEM 41576-36 & 7800W)

## UNIVERSAL MUD FLAPS



## LOWBROW CUSTOMS TSUNAMI REAR FENDERS FOR SPORTSTER



The Tsunami fender from Lowbrow Customs bolts right in place of your stock rear fender when you cut off the fender struts from the frame. The heavy aluminum construction gives you many options between paint or polish, ready to rock right out of the box.

**790188** Aluminum Tsunami rear fender, fits 1994-2003 Sportster

**790187** Aluminum Tsunami rear fender, fits 2004-2022 XL Sportster, 2007-2009 models require ECM relocation

## LOWBROW CUSTOMS ROGUE REAR FENDER & STRUTS FOR 1958-1984 BIG TWIN



The Rogue Fender from Lowbrow Customs is a 12 gauge (2.6mm) steel fender that is bolt-on fitment to 1958-1984 Big Twin Panhead, generator Shovelhead and cone Shovelhead using the included chrome plated fender struts and mounting hardware. A perfect fit for that custom Panhead or Shovelhead project, without having to cut or modify your stock frame. Fender struts work with custom rear fender, not with stock style fenders.

**790192** Rogue rear fender kit with chrome fender struts

**790193** Rogue chrome fender struts only



Classic mud flap for front, rear or sidecar fender. Top width is 6 3/4" (17.1cm), bottom width 9" (22.9cm), length 7" (17.8cm).

**Note:** The white rubber may discolor over time and may appear closer to off-white in color as they are manufactured in different production runs. Therefore, parts may not match in same hue of white.

**789707** Black rubber mud flap (OEM 59220-79)

**789708** White rubber mud flap

## LOWBROW CUSTOMS UNIVERSAL STEEL REAR FENDERS



Steel 13 gauge (2.3mm) thick universal Duckbill-style rear fenders for use with 16"-18" wheels in hardtail frames give a 180 degree wheel coverage. Can also be used in swing arm applications when the fender is installed in such a manner that it moves together with the wheel.

**790189** Manta Ray smooth rear fender, 4 3/4" (12cm) wide

**790194** Stingray ribbed rear fender, 4 3/4" (12cm) wide


**790190** Manta Ray smooth rear fender, 6" (15.25cm) wide

**790195** Stingray ribbed rear fender, 6" (15.25cm) wide

**790191** Manta Ray smooth rear fender, 7" (17.8cm) wide

**790196** Stingray ribbed rear fender, 7" (17.8cm) wide

## CABBAGE CUTTER FENDER GRILLS



The original chrome "cabbage cutter" design fender grills. Installation may require drilling holes in the fenders.

**789714** Rear fender grill, fits 1936-1940 EL and 1941-1957 FL (OEM 91007-52)

**789715** Front fender grill, fits 1955-1957 FL (OEM 91075-55)

## FENDER TIPS WITH 1200 OR 80 DESIGN



Front tips fit all 1949-1986 FL style front fenders, rear tips fit all 1958-1986 FL style rear fenders. The perfect finishing touch for bike restoration. Front tips can be combined with the side spear set.

**789709** Front fender tip, "1200", chrome with black inlay (OEM 59215-59B)

**789711** Front fender tip, "80", chrome with black inlay (OEM 59216-78)

**789710** Rear fender tip, "1200", chrome with black inlay (OEM 59885-59B)

**789712** Rear fender tip, "80", chrome with black inlay (OEM 59887-78)

**090132** Front fender side spear set (OEM 59205-57 & 59206-57)

## LOWBROW CUSTOMS WX STYLE SPLIT GAS TANKS FOR EARLY BIG TWIN



Styled by Lowbrow Customs after the WR Factory Racer narrow gas tank are the perfect tanks for a custom. The beauty and simplicity of this tank is that with the included, innovative rear mount they will bolt right up to your stock Big Twin frame from 1936-1984. Get a custom, narrowed look with a tight gap between the tanks and no fabrication required. The two tank halves together have a capacity of 2.25 gallons (8.5 liter) and feature both a vent and fuel crossover and accept a stock-style 22mm H-D style petcock and accept standard cam-style Harley-Davidson gas cap.

**790225** WX style split gas tank set

## REPLICA OBSOLETE DECALS BY RUST IS GOLD CO.



The enthusiasts of the Belgian Rust Is Gold Co. have spared time nor effort nor expenses to make accurate as possible reproductions of since long obsolete original tank emblems. The material used is not necessarily the same as the original, but the colors and designs are. These decals from Rust Is Gold Co. are of outstanding quality, not the "Ali El Cheepo" pixelated decals you can buy online. You probably don't want to spend hundreds in a paint job and bury cheap stuff in it. Decals are for restoration purposes and supplied in sets for both left and right but note that metal emblems may be pictured but are not included.



**1963-1965 Ironhead Sportster XLH & XLCH, 1963-1965 Sprint, 1963-1965 Hummer, 1963-1965 Scat, 1963-1965 Topper A, AH & AU**  
*Back in the days the original decals were water slide type. This set is made of 3M metallic vinyl. Water application and acrylic clearcoat recommended.*

**777178** Left and right up-and-down arrowed Harley-Davidson scripts (OEM 61770-63 & 61770-63)



**1971 AMF Shovelhead FX Super Glide, FL & FLH Electra Glide**  
*Water application is recommended, acrylic clearcoat mandatory.*

**777184** Set of four white outlined black panels (OEM 61144-71 & 61145-71 & 61148-71 & 61149-71)

**777185** Set of two upper black outlined blue panels and two lower black outlined red panels (OEM 61146-71 & 61147-71 & 61150-71 & 61151-71)



**1973 AMF Shovelhead FL & FLH Electra Glide**  
*Water application NOT recommended, acrylic clearcoat recommended.*

**777166** Set of two upper and two lower silver dashes (OEM 61154-73 & 61148-73 & 61156-73 & 61153-73)

**777171** Set of two upper red, center white and lower blue dashes (OEM 61149-73 & 61150-73 & 61155-73 & 61146-73)



**1936-1939 EL & FL Knucklehead and UL, VL & WL Flathead**  
*Water application is recommended, acrylic clearcoat mandatory.*

**777174** Left and right "Speedball" Harley-Davidson scripts (OEM 5917-36 & 5917-36A, 61773-36 & 61775-36)



**1966-1968 Ironhead Sportster XLH & XLCH**  
*Back in the days the original decals were water slide type. This set is made of 3M metallic vinyl. Water application and acrylic clearcoat recommended.*

**777187** Set of two Harley-Davidson scripts (OEM 61770-66A)



**1972 AMF Shovelhead FX Super Glide and 1972 AMF Shovelhead FL & FLH Electra Glide**  
*Water application is recommended, acrylic clearcoat mandatory.*

**777194** Set of four red outlined black panels (OEM 61149-72)

**777183** Set of four white outlined black panels (OEM 61148-72)

**777165** Set of two upper white outlined red panels and two lower with white outlined blue panels (OEM 61150-72 & 61150-72 & 61146-72 & 61146-72)



**1975 AMF Shovelhead FL & FLH Electra Glide**  
*Water application NOT recommended, acrylic clearcoat recommended.*

**777167** Set of two upper and two lower red, white and blue swage lines (OEM 61148-75 & 61258-75 & 61155-75 & 61268-75)

**777168** Set of two upper and two lower six colors swage lines (OEM 61370-75 & 61371-75 & 61372-75 & 61373-75)



**1958-1960 XL, XLH & XLCH Ironhead Sportster**  
*Back in the days the original decals were the water slide type. This set is made of 3M metallic vinyl. The left side decal is, exactly as OEM, mirrored which means the checkered V faces the front of the tank. Water application is recommended, acrylic clearcoat mandatory.*

**777161** Left and right checkered V Harley-Davidson scripts (OEM 61780-58 & 61781-58)



**1970-1971 AMF Ironhead Sportster**  
*Water application is recommended, acrylic clearcoat mandatory.*

**777186** Set of two black outlined orange Sportster scripts (OEM 61762-70)

**777160** Set of two white outlined black Sportster scripts (OEM 61764-70)



**1976 Shovelhead FL & FLH Electra Glide Liberty Edition**  
*Water application and acrylic clearcoat recommended.*  
**777159** Set of two upper Eagles and two lower USA banners, bicentennial Liberty Edition (OEM 66612-76 & 99337-76V)



**1979 AMF Ironhead Sportster XLS1000 Roadster and 1980 AMF Shovelhead FXS80 Low Rider**  
*Water application is recommended, acrylic clearcoat mandatory.*  
**777158** Set of two AMF Harley-Davidson scripts, gold (OEM 61249-79)



**1981-1982 Ironhead Sportster XLS1000 Roadster**  
*Water application and acrylic clearcoat recommended.*  
**777188** Set of two Harley-Davidson scripts, gold and black (OEM 61899-81A)  
**777189** Set of two Harley-Davidson scripts, red and black (OEM 61908-81A)  
**777190** Set of two Harley-Davidson scripts, silver and black (OEM 61909-81)



**1981-1982 FLH-80 Electra Glide, 1981-1982 FLT Tour Glide and 1981 FLTC Tour Glide Classic**  
*Water application is recommended, acrylic clearcoat mandatory.*  
**777155** Set of left and right winged Harley-Davidson scripts, gray and silver (OEM 61902-81 & 61903-81)  
**777156** Set of left and right winged Harley-Davidson scripts, red and gold (OEM 61904-81 & 61905-81)  
**777173** Set of left and right winged Harley-Davidson scripts, brown and gold (OEM 61900-81 & 61901-81)



**1976 AMF Shovelhead FL & FLH Electra Glide**  
*Water application NOT recommended, acrylic clearcoat recommended.*  
**777169** Set of two upper and two lower 5-line sets, red, orange and yellow (OEM 61437-76 & 61438-76 & 61447-76 & 61448-76)  
**777170** Set of two upper and two lower 5-line sets, five shades of blue (OEM 61439-76 & 61440-76 & 61449-76 & 61450-76)  
**777191** Set of two upper and two lower 5-line sets, five shades of pink (OEM 61478-76 & 61473-76)  
**777192** Set of two upper and two lower 5-line sets, five shades of gray (OEM 61475-76 & 61470-76)  
**777193** Set of two upper and two lower 5-line sets, five shades of orange (OEM 61479-76 & 61474-76)



**1979-1980 FL, FLH & FLH80 Classic Electra Glide**  
*Water application and acrylic clearcoat recommended.*  
**777198** Set of two AMF Harley-Davidson "Speedball" logos, silver, red and grey (OEM 61356-79 & 61357-79 & 61358-79 & 61359-79)  
**777199** Set of two AMF Harley-Davidson "Speedball" logos, gold, light brown and dark brown (OEM 61325-79 & 61326-79 & 61327-79 & 61328-79)



**PULP FICTION TANK DECALS BY RUST IS GOLD CO.**



**NEW** **777182** Set of two Pulp Fiction's "Grace" scripts, crisp white, blue, magenta and ruby red on transparent vinyl, die cut  
 In honor of Quentin Tarantino's Oscar winning Pulp Fiction these "Grace" tank decals are redrawn from 4K screenshots of the motion picture. The original design was for the 1986 FXR chopper that was starring in the movie. Each decal measures 26cm. Water application is recommended, acrylic clearcoat mandatory.


**LOWBROW CUSTOMS WELD-ON UNIVERSAL GAS TANK MOUNT KIT**



Kits include a pair of custom laser cut mild steel plates, rubber isolation grommets and brass or aluminum decorative top hat washers as well as 5/16"-18, chrome-plated, flat head allen bolts which sit flush. The steel plates get welded to the backbone of any custom motorcycle frame and the bolts pass through the decorative inserts before being threaded into bungs on the bottom of a custom fuel tank. Simple, secure and extremely customizable for today's garage builder. All components in this kit are proudly made in the USA.

- 790222** Lowbrow Customs universal tank mount kit with brass top hat washer
- 790223** Lowbrow Customs universal tank mount kit with aluminum top hat washer

**LOWBROW CUSTOMS GAS TANK FUEL SIGHT GAUGE KIT**



The DIY Gas Tank Fuel Sight Gauge Kit from Lowbrow Customs features two smooth Brass 90 degree 1/8" NPT x 1/4" hose barb fittings, two mild steel weld-in tophat 1/8" NPT bungs, two stainless steel hose clamps with stainless screw and 12" (30cm) of high-quality 1/4" ID polyurethane clear fuel line.

- 790208** Clear Fuel Sight Gauge with brass fittings

**LOWBROW CUSTOMS TANK CAPS AND WELD-IN BUNGS**



Set your custom gas or oil tank apart with these Lowbrow Customs caps and bungs.

**Vented gas tank caps with steel weld-in bungs**

- 790209** Kit with cast aluminum Spinner cap, natural
- 790210** Kit with cast aluminum Spinner cap, black
- 790213** Kit with knurled aluminum cap, natural
- 790215** Kit with knurled brass cap, natural

**Unvented caps for gas or oil tank with steel weld in bungs**

- 790212** Kit with knurled aluminum cap, black
- 790214** Kit with knurled aluminum cap, natural
- 790216** Kit with knurled brass cap, natural

**Caps only**

- 790217** Knurled aluminum vented gas cap, 1 5/16"-12 threaded
- 790218** Knurled aluminum unvented gas or oil tank cap, 1 5/16"-12 threaded
- 790221** Knurled brass vented gas cap, 1 5/16"-12 threaded
- 790220** Knurled brass unvented gas or oil tank cap, 1 5/16"-12 threaded

**Weld-in gas cap bungs only**

- 790200** Aluminum weld-in bung for 1 5/16"-12 threaded gas cap
- 790202** Steel weld-in bung for 1 5/16"-12 threaded gas cap

**KEN'S FACTORY NEXT LEVEL GAS CAPS**



Add the Next Level to your gas tank with these caps.

**Screw-in style vented gas caps, fits 1996-2022 XL Sportster, 1996-2017 Dyna (except 2004-2010 FXD, 2004-2017 FXDX, 2005-2006 FXDC and 2007 FXDSE) 2000 to present Softail (except Deuce and FXSTSE), 1996 to present Road King, 2021 to present FLHXS, FLHXST, FLTRXS & FLTRXST and 2015 to present Freewheeler**

- 777259** Next Level Vented gas cap, finned, chrome
- 777261** Next Level Vented gas cap, 5-groove, chrome
- 777263** Next Level Vented gas cap, finned, black
- 777265** Next Level Vented gas cap, 5-groove, black

**Dummy gas cap, fits 2018-2021 Softail Deluxe, Fat Boy, Heritage Classic, Sport Glide, Slim, Low Rider and FXST Standard**

- 777260** Next Level Dummy cap, finned, chrome
- 777262** Next Level Dummy cap, 5-groove, chrome
- 777264** Next Level Dummy cap, finned, black
- 777266** Next Level Dummy cap, 5-groove, black

**KEN'S FACTORY NEXT LEVEL DASH INSERT**



Billet aluminum tank panel fits straight into the OEM dash console.

**LOWBROW CUSTOMS WELD-IN TANK MOUNT AND FUEL VALVE BUNGS**



Mild steel or aluminum open end weld-in bungs for fuel valves and hose fittings, or blind bungs that take a screw to mount the tank. Made in the USA by Lowbrow Customs.

**Weld-in bungs for fuel valves and hose fittings**

- 790197** Flanged weld-in steel open end bungs, 1/8" NPT, 4-pack
- 790205** Weld-in steel open end bung 1/4" NPT, 4-pack
- 790201** Weld-in aluminum open end bung 1/4" NPT, 4-pack
- 790207** Weld-in steel open end bung 3/8" NPT, 2-pack
- 790204** Weld-in steel long open end bung 3/8" NPT, each
- 790206** Weld-in steel open end bung 22mm, each
- 790203** Weld-in steel long open end bung 22mm, each

**Weld-in mounting bungs**

- 790198** Flanged weld-in blind steel bungs, 3/8"-16 UNC thread, 4-pack
- 790199** Flanged weld-in blind steel bungs, 5/16"-18 UNC thread, 4-pack



**Fits 2021-2023 FLHXS & FLHXST Street Glide Special and 2021-2023 FLTRXS & FLTRXST Road Glide Special**

- 777270** Tank panel, single groove
- 777271** Tank panel, triple groove



## LOWBROW CUSTOMS UNIVERSAL OIL TANKS



**NEW**

**LOWBROW  
CUSTOMS**  
MOTO PARTS & ACCESSORIES

Lowbrow Customs universal steel oil tanks feature two top and one bottom 5/16-18 threaded mounting points to ensure that you have secure and stable mounting. These tanks are road-tested and ready for anything you can throw at them. Tanks are 5" (12.7cm) in diameter, take 3 quarts (2.84 liter) of oil, have 1/4 NPT bungs for feed, return and vent lines and come complete with a knurled aluminum screw-in style filler cap.

- 790227** Dimpled style steel oil tank
- 790228** Domed style steel oil tank

## KEN'S FACTORY NEXT LEVEL FUEL CONSOLE DOORS



**NEW**



Details Create Style. The Next Level fuel door adds a touch of class to your gas tank. Precision made billet aluminum part installs in minutes.

**Fits 2008 to present Electra Glide, Tour Glide, Ultra Limited, Road Glide and Tri Glide with center fill gas tank**

- 777267** Next Level fuel console door, black
- 777268** Next Level fuel console door, gold
- 777269** Next Level fuel console door, red

## KEN'S FACTORY NEXT LEVEL TANK PANEL



**NEW**



Billet aluminum tank panel fits straight into the OEM dash.

**Fits 2008 to present Street Glide, 2010-2011 FLHXX Street Glide Trike, 2010 to present Road Glide, 2019 to present Electra Glide and 2020-2022 CVO Tri Glide**

- 777274** Tank panel, black anodized
- 777275** Tank panel, gold anodized
- 777276** Tank panel, red anodized

## TEXAS LEATHER FUEL FRIEND CANISTER HOLDERS



**NEW**



The Zodiac-exclusive Texas Leather real leather Fuel Friend canister holders are available for either one liter or one-and-a-half liter Fuel Friend bottles. They strap easily to your bike or to one of the Texas Leather bags with fitted mounting straps.



**755323**



**755324**



**755325**



**755326**



**755331**



**755332**



**755333**



**755334**

### Holder only

- 755323** Texas Leather holder for one liter Fuel Friend canister, black
- 755324** Texas Leather holder for one liter Fuel Friend canister, Ranger brown
- 755325** Texas Leather holder for one-and-a-half liter Fuel Friend canister, black
- 755326** Texas Leather holder for one-and-a-half liter Fuel Friend canister, Ranger brown

### Holders with 1.5 liter Fuel Friend canister

- 755331** Black holder with red 1.5 liter canister
- 755332** Black holder with black 1.5 liter canister
- 755333** Ranger brown holder with red 1.5 liter canister
- 755334** Ranger brown holder with black 1.5 liter canister



**755327**



**755328**



**755329**



**755329**

### Holders with 1 liter Fuel Friend canister

- 755327** Black holder with red 1 liter canister
- 755328** Black holder with black 1 liter canister
- 755329** Ranger brown holder with red 1 liter canister
- 755330** Ranger brown holder with black 1 liter canister

**KEN'S FACTORY SADDLEBAG LATCHES AND LEVERS**



Precision designed, precision made and precision finished latches and levers are sold in sets for left and right.

**Fits hard bags on all 2014 to present Touring**

- 777281** Next Level design latch covers, black
- 777282** Next Level design latch covers, gold
- 777283** Next Level design latch covers, red
- 777277** Next Level design bag mount levers, black
- 777278** Next Level design bag mount levers, contrasting machined black

**CIRO TOUR-PAK RACK LIFT KIT**



Raise your luggage rack 1/2" (12.7mm) with the Ciro Lift Kit. It helps to distribute the load with a wider foot while also making it easier to clean and polish under your rack. Kits contain four of each hex socket head screws, washers, rubbers and spacers.



**Fits Zodiac racks ZPN 303300 & 303301 and the OEM Premium luggage rack on King Tour-Pak, Chopped Tour-Pak and Razor Tour-Pak top cases**

- 777382** Tour-Pak rack lift kit, black
- 777383** Tour-Pak rack lift kit, chrome

**CIRO LASH STRAPS**



Confidently strap down your luggage with the new Ciro® Lash Strap Kit. Made of heavy-duty nylon and impact resistant buckles, these adjustable straps are sure to provide the extra security you're looking for. Straps are 1 1/2" (3.8cm) wide and adjustable from 12" (30.5cm) - 36" (91.5cm) with impact resistant buckles. Sold in pairs.

- 777384** Ciro lash straps, pair

**KEN'S FACTORY HANDLEBAR CONTROL MOUNTED HELMET LOCK**



You're looking at this precision designed, precision made and precision finished motorcycle helmet lock & perch because you probably ride to some sketchy places. Ken himself may or may not venture to questionable venues where people are dumb enough to mess with biker types and their helmets. Perhaps this was the inspiration for setting forth to design a product that deters sticky fingers away from our property. Just get yourself one of these and look good having a little more peace of mind entering wherever you may enter with the kickstand down. The clamp with the lock replaces the perch clamp from your handlebar brake master cylinder, for balanced looks a clamp for the clutch perch is included.



- 777279** Helmet lock, fits 1986-2003 Sportster, 2002-2017 V-Rod and all 1986 Big Twin
- 777280** Helmet lock, fits 2004-2022 XL Sportster and 2008-2013 XR1200

**SONIC EQUIPMENT QUICK RELEASE RATCHETS**



Feature ergonomic Santoprene thermoplastic handle grips and a rebuildable ratchet mechanism.

**With 45 tooth ratchet mechanism**

- 745631** 1/4" drive 140mm long fixed head ratchet
- 745681** 1/4" drive 134mm long flexible head ratchet
- 745632** 3/8" drive 195mm long fixed head ratchet
- 745682** 3/8" drive 265mm long flexible head ratchet
- 745633** 1/2" drive 255mm long fixed head ratchet
- 745683** 1/2" drive 300mm long flexible head ratchet
- 745684** 1/2" drive 440mm long flexible head ratchet

**With 60 tooth ratchet mechanism**

- 745678** 1/4" drive 146mm long fixed head ratchet
- 745679** 3/8" drive 196mm long fixed head ratchet
- 745680** 1/2" drive 261mm long fixed head ratchet

**SONIC EQUIPMENT SPARK PLUG SOCKETS**



Sonic Equipment spark plug sockets are 65mm long and feature an external hex for when a ratchet can not be used in tight spaces. A rubber insert helps to hold the spark plug.

**3/8" Drive**

- 745626** 16mm spark plug socket
- 745674** 18mm spark plug socket
- 745627** 21mm spark plug socket

**1/2" Drive**

- 745675** 16mm spark plug socket
- 745676** 18mm spark plug socket
- 745677** 21mm spark plug socket



## ROUND TOP DETACHABLE SISSY BAR



Chrome plated, 13" (33cm) high sissy bar that can be used for various applications. For detachable mount you must order a detachable side plate set and a docking kit separately. Side plates fit other models too, but NOT in combination with this sissy bar.

### Sissy bar only

**749830** **NEW** Round steel multi-fit sissy bar, chrome



**086070**



**086067**

### Detachable side plate sets, chrome

**086070** Fits 1994-2003 Sportster

**086067** Fits 1991-1995 Narrow Glide Dyna, 1996-2001 Dyna FXD and FXDL and 1999 Dyna FXDX



**086071**



**086078**

### Docking kit for detachable side plates

**086071** Fits 1994-2003 Sportster

**086078** Fits 1991-1995 Narrow Glide Dyna, 1996-2001 Dyna FXD and FXDL and 1999 Dyna FXDX

## ENGINE PLAQUES



**A**

45" WL

**MOTOR SHOP** Motor Restoration Service  
WWW.VTWINMFG.COM  
• Flywheel  
• Cylinder  
• Case  
• Linkert



**B**

80" ULH

**MOTOR SHOP** Motor Restoration Service  
WWW.VTWINMFG.COM  
• Flywheel  
• Cylinder  
• Case  
• Linkert



**C**

1936-1947 OHV  
**74" KNUCKLE HEAD**  
WWW.VTWINMFG.COM



**D**

100% Replica  
**74" PAN HEAD**  
WWW.VTWINMFG.COM



**E**

**XL Ironhead**  
**MOTOR SHOP** Motor Restoration Service  
WWW.VTWINMFG.COM  
• Flywheel  
• Cylinder  
• Case  
• Magneto



**F**

100% Replica  
**74" Flat Side SHOVELHEAD**  
WWW.VTWINMFG.COM



**G**

74" FLH  
**MOTOR SHOP** Motor Restoration Service  
WWW.VTWINMFG.COM  
• Flywheel  
• Case  
• Head  
• Cylinder



**H**

1340cc 1984-1999  
**V-TWIN MANUFACTURING**



**I**

DUAL CAM 88  
**V-TWIN MANUFACTURING**



Metal signs that are great for your workshop, man cave, club house, office or....

- A 789731** 45CI Flathead engine plaque, 14.44" x 19.1" (37cm x 49cm)
- B 789732** Flathead Big Twin engine plaque, 18" x 24" (46cm x 61cm)
- C 789733** Knucklehead engine plaque, 18" x 24" (46cm x 61cm)
- D 789734** Panhead engine plaque, 18" x 24" (46cm x 61cm)
- E 789735** Ironhead Sportster engine plaque, 16.5" x 21.5" (42cm x 55cm)

- F 789736** Early Shovelhead engine plaque, 18" x 24" (46cm x 61cm)
- G 789737** Late Shovelhead engine plaque, 18" x 24" (46cm x 61cm)
- H 789738** Evolution Big Twin engine plaque, 17" x 23.5" (43cm x 60cm)
- I 789739** Twin Cam engine plaque, 18" x 24" (46cm x 61cm)

## SCALE 1:6 MODEL ENGINES



789719



Model engines are cast pewter on a wooden base. Great for in your workshop, man cave, club house, office or on your counter or bureau.

- 789717 61CI JD 1000cc 1915-1924 Racer
- 789719 45CI Flathead WL
- 789721 Knucklehead Big Twin
- 789723 Panhead Big Twin
- 789726 Early Shovelhead Big Twin



789717



789726



789721



789723



789719

## SCALE 1:8 MODEL ENGINES



789716

789718

789720

789722

789724

789725

789727

789728



Model engines are cast pewter on a wooden base. Great for in your workshop, man cave, club house, office or on your counter or desk.

- 789716 74CI Indian Chief 1200cc 1923-1953
- 789718 Flathead 1929-1973
- 789720 Knucklehead Big Twin
- 789722 Panhead Big Twin
- 789724 Ironhead Sportster
- 789725 Late Shovelhead Big Twin
- 789727 Evolution Big Twin
- 789728 Early Twin Cam
- 789730 Six piece Big Twin set with Flathead, Knucklehead, Panhead, late Shovelhead, Evolution Big Twin and early Twin Cam